



## **IP66 SECURITY CABINETS and FIELD ENCLOSURES**



Extreme Resistance to Mechanical Impacts, Electromagnetic Interferences, Sun Radiation, Extreme Hot and Cold, Rain, Snow, Wind, Terrorist Attack and Sabotage Are Maintained By Landé Security Cabinets and Field Enclosures!

LANDE SECURITY CABINETS and FIELD ENCLOSURES																								
Part Number	Size	Usage Type	Product Model	Single / Double Skin Structure	Thickness of Skin		Thickness of Isolation Material	Structure of Enclosure		Front Door Type		Canopy Type (Hinged)		Stopper Mechanism on Canopy	Stopper Mechanism on Front Door	Seperator Shelf		Accessory						
					Outer Skin	Inner Skin		Radius Type	90° Corner Structure	Recessed Door	Outer Closing Door	Angled / Sloped Canopy Type	Plain Canopy Type	Crossfall Canopy Type		Slotted Shelf in Between Compartments Which Allows Air Flow	Unslotted Shelf in Between Compartments Which Does Not Allow Air Flow	Shelf for Modem, Switch and Other Devices	Cable Ring	Lighting Module	Power Stripe Module	Door Switch		
LN-MOB01-ZRH-LG	650x450x715	Pole Type	Security Radius Ballistic (Armoured)	Double Skin Structure	1,50 mm	1,00 mm	5mm Armour material	✓	-	✓	-	✓	-	-	✓	✓	✓	-	✓	Accessory	Accessory	Accessory	Accessory	
LN-MOB02-LG	650x450x715	Pole Type	Security Radius	Double Skin Structure	1,50 mm	1,00 mm	10,00 mm	✓	-	✓	-	✓	-	-	✓	✓	✓	-	✓	Accessory	Accessory	Accessory	Accessory	
LN-MOB03-LG	575x430x700	Pole Type	Security New Generation	Double Skin Structure	2,0 mm	1,50 mm	10,00 mm	-	✓	-	✓	-	✓	-	✓	-	✓	-	✓	Accessory	Accessory	Accessory	Accessory	
LN-MOB04-LG	575x425x540	Pole Type	Security Midi	Double Skin Structure	1,50 mm	1,00 mm unpainted	10,00 mm	-	✓	-	✓	-	✓	-	✓	-	-	-	Accessory	Accessory	Accessory	Accessory		
LN-MOB05-LG	445x225x490	Pole Type	Security Mini Economic	Double Skin Structure	1,50 mm	1,00 mm unpainted	10,00 mm	-	✓	-	✓	-	✓	-	-	-	-	-	Accessory	Accessory	Accessory	Accessory		
LN-MOB06-LG	425x275x700	Pole Type	Security Midi NR Model	Double Skin Structure	2,00 mm	1,00 mm	10,00 mm	-	✓	-	✓	-	✓	-	✓	-	✓	-	Accessory	Accessory	Accessory	Accessory		
LN-MOB08-LG	600x300x565	Pole Type	Security Radius Mini	Double Skin Structure	1,50 mm	1,50 mm	10,00 mm	✓	-	✓	-	✓	-	-	✓	✓	-	-	✓	Accessory	Accessory	Accessory	Accessory	
LN-MOB09-ZRH-LG	600x300x565	Pole Type	Security Radius Mini Ballistic (Armoured)	Double Skin Structure	1,50 mm	1,50 mm	5mm Armour material	✓	-	✓	-	✓	-	-	✓	✓	-	-	✓	Accessory	Accessory	Accessory	Accessory	
LN-IP66-12U6540-LG-D	650x400x745	Pole Type	Field Enclosure	Double Skin Structure	1,50 mm	1,00 mm	10,00 mm	-	✓	-	✓	-	-	✓	✓	-	-	✓	Accessory	Accessory	Accessory	Accessory		
LN-IP66-12U6540-LG-Z	650x400x845	Floor Type	Field Enclosure	Double Skin Structure	3,00 mm	2,00 mm	10,00 mm	-	✓	-	✓	-	-	✓	✓	-	-	✓	Accessory	Accessory	Accessory	Accessory		
LN-IP66-12U6545-LG-D	650x450x745	Pole Type	Field Enclosure	Double Skin Structure	1,50 mm	1,00 mm	10,00 mm	-	✓	-	✓	-	-	✓	✓	-	-	✓	Accessory	Accessory	Accessory	Accessory		
LN-IP66-12U6545-LG-Z	650x450x845	Floor Type	Field Enclosure	Double Skin Structure	3,00 mm	2,00 mm	10,00 mm	-	✓	-	✓	-	-	✓	✓	-	-	✓	Accessory	Accessory	Accessory	Accessory		
LN-IP66-12U6560-LG-D	650x600x745	Pole Type	Field Enclosure	Double Skin Structure	1,50 mm	1,00 mm	10,00 mm	-	✓	-	✓	-	-	✓	✓	-	-	✓	Accessory	Accessory	Accessory	Accessory		
LN-IP66-12U6560-LG-Z	650x600x845	Floor Type	Field Enclosure	Double Skin Structure	3,00 mm	2,00 mm	10,00 mm	-	✓	-	✓	-	-	✓	✓	-	-	✓	Accessory	Accessory	Accessory	Accessory		
LN-IP66-14U6045-LG-D	600x450x740	Pole Type	Security	Double Skin Structure	1,50 mm	1,00 mm unpainted	30,00 mm	-	✓	-	✓	-	-	✓	✓	-	-	-	Accessory	Accessory	Accessory	Accessory		
LN-IP66-14U6045-LG-Z	600x450x840	Floor Type	Field Enclosure	Double Skin Structure	3,00 mm	2,00 mm unpainted	30,00 mm	-	✓	-	✓	-	-	✓	✓	-	-	-	Accessory	Accessory	Accessory	Accessory		



## EASY CHOICE/ FEATURE COMPARISON CHART

[illegible]

# LANDE NEW GENERATION RADIUS SECURITY POLE TYPE STANDARD and BALLISTIC ( ARMOURED) TYPE CABINET GENERAL FEATURES

## Standards and Compliances:



### ISO 9001:2008

Quality Management System

EN 61587 -1:2012

Mechanical Structures for Electronic  
Equipment, Cabinets

IEC 297-2, Overall Cabinet Dimentions

EN 60529- IP66 Protection Against Dust and Water

EN 62262- IK10 Mechanical Impact Resistance



### CE MARKING

EN 60950-1:2006

Information technology equipment

Safety - Part - 1

General Characteristics



### Environment Friendly

\* ISO 14001 Environmental

Management System

\* RoHS Compliancy

\* 100% Recyclable Material



## LANDE NEW GENERATION RADIUS SECURITY POLE TYPE STANDARD and BALLISTIC ( ARMOURED) TYPE

Part Number	Product Description	Product Dimensions W X D X H (mm)	Packed Sizes (mm)	Product Net Weight (kgs)	Product Gross Weight (kgs)	QTY inside Palette (pieces)	Palette Sizes (mm)	Palette Weight (kgs)
LN-MOB01-ZRH-LG	LANDE NEW GENERATION RADIUS SECURITY CABINET RAL 7035, L. GREY. BALLISTIC ( ARMOURED) TYPE	650x450x715	725x560x735	103	105	4	800x1200x1650	430
LN-MOB02-LG	LANDE NEW GENERATION RADIUS SECURITY CABINET RAL 7035, L. GREY. STANDARD TYPE	650x450x715	725x560x735	77	79	5	800x1200x2200	405



# LANDE NEW GENERATION RADIUS SECURITY POLE TYPE STANDARD and BALLISTIC (ARMOURED) TYPE CABINET GENERAL FEATURES

## LANDE NEW GENERATION RADIUS SECURITY POLE TYPE STANDARD and BALLISTIC (ARMOURED) TYPE CABINET GENERAL FEATURES

**Security Cabinet:** LANDE Security Cabinets with Pole mount version, enable protecting your valuable and sensitive equipments with its unique design. It is well protected against rain, snow, wind, sun radiation and earthquakes. With its perfect resistance against to corrosion, protects your technological investments against environmental effects. Overall between the inner and outer skin there is 10.mm thickness isolation material.

**Isolation on Cabinet:** Double skin structure with insulation is an effective solution to minimize environmental and territorial effects. The filtered panels allows ambient cold&fresh air to get in to the cabinet and reduces the internal heat naturally. Circulation fans are used to discharge the hot air from inside and by reducing heat it protects your active components.

**Cabinet Structure:** Cabinets are designed as double skin structure, Material is DX51D+Zn275 gr/m2 zinc plated. According to EN 61587-1 / 6.4 IEC 60529 IP66 Protection class maintained based on solid body entries and water ingress. Fan and filter combinations attached provides IP54 protection class. Fully EPDM gasketed front door is available. WK2 Antivandal lock with handle - 3 point locking helps maintaining the IP66 protection class. Mono-block welded structure, RAL 7035 light grey polyester outdoor painting finish protects the cabinet from corrosion. Un-flammable and fire retardant painting is applied.

## LANDE NEW GENERATION RADIUS SECURITY POLE TYPE STANDARD and BALLISTIC (ARMOURED) TYPE CABINET CONSTRUCTIONAL FEATURES

**Double Skin Structure:** Double Skin and isolation infilled panels protects the equipments inside cabinet from external effects, mechanical impacts, vandalism, harsh environmental conditions.

External skin is 1,5mm, DX51D+Zn275 zinc plated steel material structure with nano technology , high corrosion resistance polyester outdoor electrostatic painting applied. Inner skin is 1,0mm DX51D+Zn275 zinc plated steel material. unpainted. Between outer and inner skins there is 10mm isolation material.

**Armour Structure:** Ballistic type Radius Security cabinet model has a special ballistic strength with armor material EN 1522/1523 FB4 + standards between skins instead of isolation material. With different ballistic protection class as EN 1522/1523 FB6 7.62 x 51 NATO and FB7 7.62 x 51 NATO AP can be achieved.

**Radius Corner and Canopy Structure:** With its radius corner and radius canopy structure, cabinet will have minimal external effects of wind and storm.

**Filter and Fan System:** The cabinet has a replacable filter housing, which eliminates water and dust entry while allowing fresh air entry to the cabinet. The upper chasis of cabinet is equipped with 2 way fan including thermostat. The canopy roof is hinged and allows external access to the fan module for replacement and maintenance.

Single cycle 2 way fan system allows fresh air entry from bottom and discharge accumulated heat from the ventilation louvers under the canopy.

In the ballistic model, bottom case of cabinet fullfilled with ballistic armour. So, there is no fresh air filter. To avoid negative air pressure, it has been designed as one of the fans to discharge the accumulated heated air from the cabinet while the other fan pushes fresh air to inside.

**Easy Pole Assembly:** Special designed pole assembly brackets allows the cabinet to be hanged over the pole, after internal assembly is finished. The following kits are supplied as an accessory.

Type-1 Heavy Duty Type Pole Assembly Kit

Type-2 Economic Clamp Type Pole Fixing Kit



# LANDE NEW GENERATION RADIUS SECURITY POLE TYPE STANDARD and BALLISTIC (ARMOURED) TYPE CABINET GENERAL FEATURES

## NEW GENERATION RADIUS AND SECURITY BALLISTIC (ARMOURED) POLE TYPE CABINET CONSTRUCTION DETAILS

**Assembly of Camera:** There are 4 camera mounting points on the cabinet. Mostly 1 mobile and 3 fixed cameras used in standard applications. Camera connection points are closed with metal points and shipped with those panels.

**Mounting Rails:** There are 4 pcs DIN rails in sufficient sizes which are available to place industrial devices and electrical equipments.

**Movable UPS Shelf:** The wheeled and movable structure of UPS shelf allows to read the front panel of the device. It can be pushed back after the control process ends.

**Fixed Shelf:** In this dual-volume product model, the partition separator is fixed as it has shelf feature. This compartment shelf is positioned between the lower and upper compartment. Slotted structure of shelf does not prevent air circulation.

**Modem, Device, Shelf of Switch:** There is a separate shelf structure on the upper right partition of the enclosure which allows to accommodate modem-switch or such devices.

**Lighting:** By the automatic LED lighting unit that illuminates when door is opened and allows visibility to inside of cabinets during nights or dark environment conditions. Site operations can run continuously. It can be supplied as an accessory.

**Painting:** Outdoor style polyester paint applied to resist environmental corrosive effects. It also resists to sun radiation. Standard applied color is RAL7035 Light Grey.

**Top Cover Structure:** Hinged top cover module allows you to operate, maintain, repair, clean, installation from outside while system runs. The angled structure prevents rainwater from accumulating on the topcover. Radius (oval) angled structure of top cover accommodate to cabinet main body construction to minimize the effect of wind and storm. Stopper mechanism is hidden inside top cover. This feature keeps the top cover open while installation or maintenance is in process on the field.

**Front Door Structure and Lock System:** In shipping configuration, Hidden hinge, recessed on flange double-skinned front panel exists. With the Antivandal WK2 standard 3 Points locking system handle and gasket, the front door provides maximum safety and sealing when the door is closed. Stopper mechanism provides easy work for field operators when there is wind in the environment. It has a sealing gasket structure. Thanks to the excellent sealing Polyurethane EPDM based long life sealing system, provides excellent IP protection even cold/hot wheather condition.

**Door Switch:** To receive a warning when the front door of cabinet opened or to enable or disable other systems, doors switches can be integrated. 1 or 2 switch integrations can be provided as an accessory.

**Cable Management Rings:** By using the self-threaded special screw system, cable management rings -as an accessory - can be placed anywhere in the interior surface of the cabinet in desired quantities to set up cable management infrastructure.

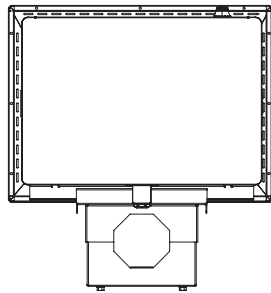
You can see from accessory chart, 1 package is consist of 5 pcs of cable organizer. For LN-MOB02-LG and for LN-MOB01-ZRH-LG The maximum advised amount of usage is 10 pcs = 2 packages.

**PDU:** On/off Plastic 6 way PDU can be provided as an accessory. Please refer accessory chart.

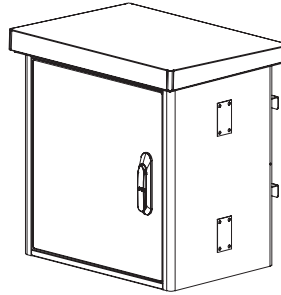
**Cable Entry:** There are 3 types of cable entry. Socket type, 90 degree protected pipe type and 45 degree protected pipe type. All 3 types have feature that can be used for the same product. Socket type is used in standard configuration. In case of need for different type cable entry, please choose cable entry model that you need from accessory chart.



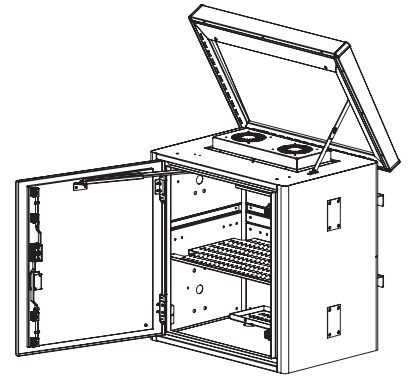
# LANDE NEW GENERATION RADIUS SECURITY POLE BALLISTIC (ARMOURED) TYPE CABINET DRAWINGS



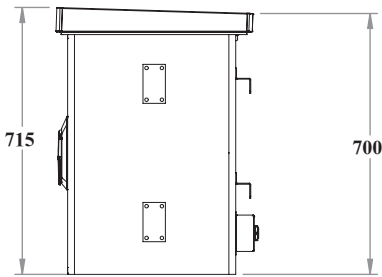
BOTTOM VIEW



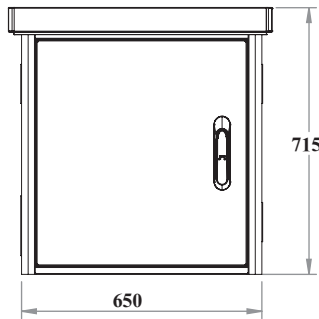
ISOMETRIC VIEW



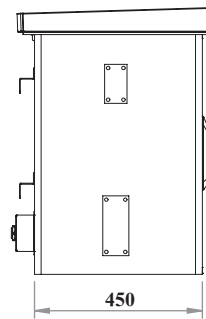
FRONT DOOR AND  
TOP COVER ARE OPEN  
ISOMETRIC VIEW



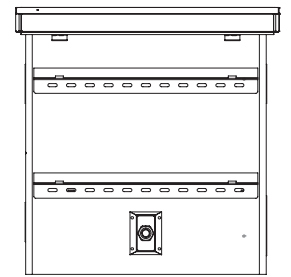
RIGHT SIDE VIEW



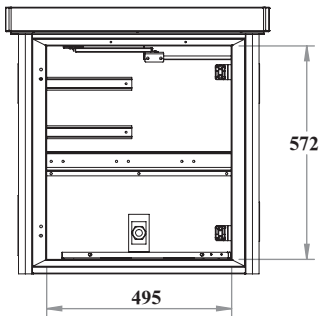
FRONT VIEW



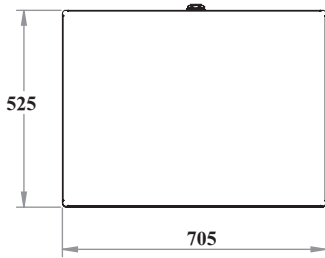
LEFT SIDE VIEW



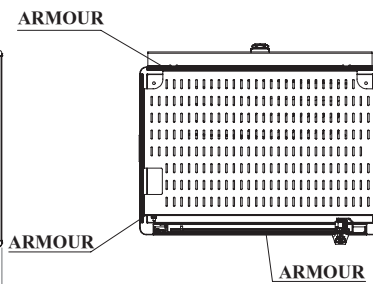
REAR VIEW



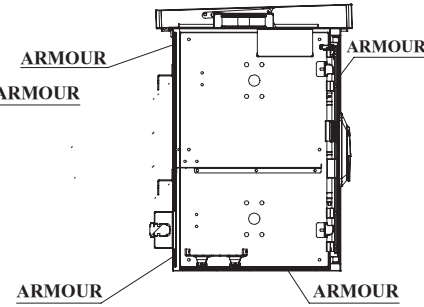
WITHOUT FRONT DOOR VIEW



TOP VIEW



TOP SECTION VIEW

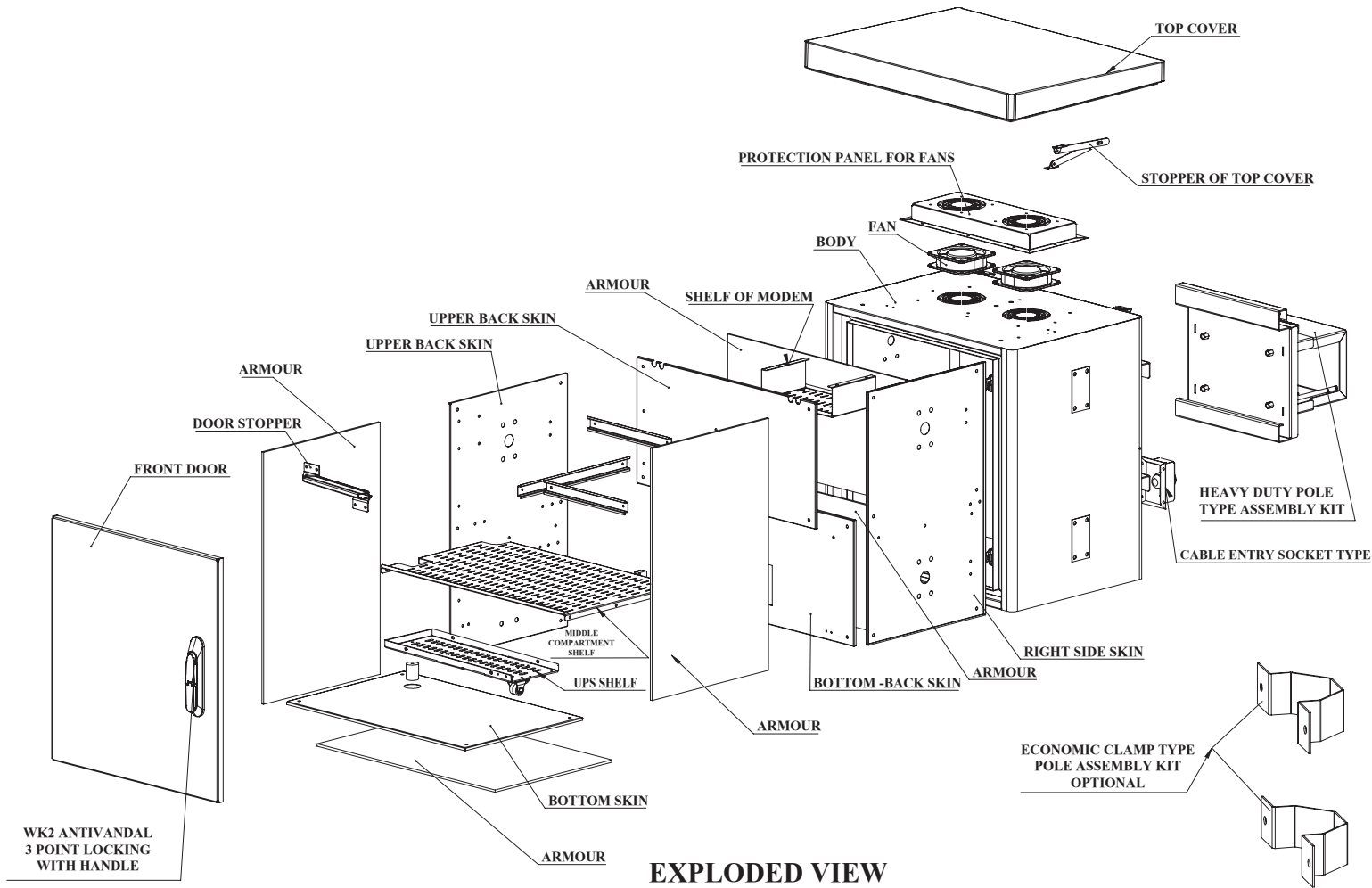


SIDE SECTION VIEW

LANDE NEW GENERATION RADIUS SECURITY POLE TYPE CABINET BALLISTIC (ARMOURED) TYPE								
Part Number	Product Description	Product Dimensions WXXH (mm)	Packed Sizes (mm)	Product Net Weight (kgs)	Product Gross Weight (kgs)	QTY inside Palette (pieces)	Palette Sizes (mm)	Palette Weight (kgs)
LN-MOB01-ZRH-LG	LANDE NEW GENERATION RADIUS SECURITY POLE TYPE CABINET RAL 7035, LIGHT GRAY BALLISTIC (ARMOURED) TYPE	650x450x715	725x560x735	103	105	4	800x1200x1650	430



# LANDE NEW GENERATION RADIUS SECURITY POLE TYPE BALLISTIC (ARMOURED) TYPE CABINET DRAWINGS



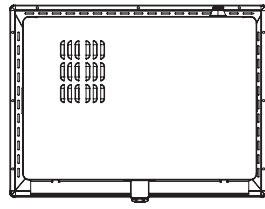
**EXPLODED VIEW**

LANDE NEW GENERATION RADIUS SECURITY POLE TYPE BALLISTIC ( ARMOURED) TYPE CABINET								
Part Number	Product Description	Product Dimensions W X D X H (mm)	Packed Sizes (mm)	Product Net Weight (kgs)	Product Gross Weight (kgs)	QTY inside Palette (pieces)	Palette Sizes (mm)	Palette Weight (kgs)
LN-MOB01-ZRH-LG	LANDE NEW GENERATION RADIUS SECURITY POLE TYPE BALLISTIC (ARMOURED) TYPE CABINET	650x450x715	725x560x735	103	105	4	800x1200x1650	430

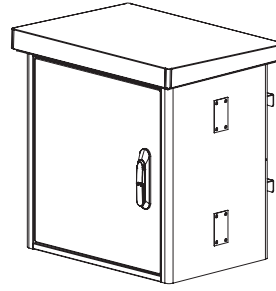
## SHIPPING CONFIGURATION: LANDE NEW GENERATION RADIUS SECURITY POLE TYPE BALLISTIC (ARMOURED) TYPE CABINET

Lande New Generation SECURITY Pole Type Cabinet, New Design, Radius Type Oval Corner, Hidden Hinged Recessed Door on Flange double-skinned front door, wall-to-wall (skin to skin) Armour Material , Outer wall (skin) 1,5mm, Inner wall (skin) 1mm- Dual-Volume, Single cycle 2 way fan + thermostat ventilation system, hinged type stopper - top cover system, Heavy Duty or Economic Clamp Type Pole Fixing kit is provided as an accessory. Socket Type Cable Entry 1 pcs, 19" mounting rail CANNOT be included as the cabinet is not in 19" standards, Camera Assembly Place 4 pcs, Camera Assembly Place Cover Plate 4 pcs, WK2 Antivandal lock with handle - 3 point locking, Cable Management Rings are provided as accessories. DIN Rail in appropriate size 4 Pcs. Lighting Module is provided as an accessory. UPS Shelf is available, slotted ventilation compartment shelf that allows air to pass between the two compartments is available, There is a dedicated shelf for the extra device / modem / switch. Door switches / switches are added as accessories. No power socket module is added but if requested. Plastic Power Module can be supplied (NOT 19"). The fresh air inlet removable cleanable filter from inside is not available because it is a ballistic type. One of the fans in the fan module provides fresh air inlet, the other is used for hot air discharge. RAL 7035 is Light Grey Color. Ballistic strength in the Ballistic Type Radius SECURITY product model is provided by special armor material between the wall (skins) and in EN 1522/1523 FB4 + standards. With our other models produced from special armor material, we can reach ballistic protection in standards; EN 1522/1523 FB6 7.62 x 51 NATO and FB7 7.62 x 51 NATO AP.

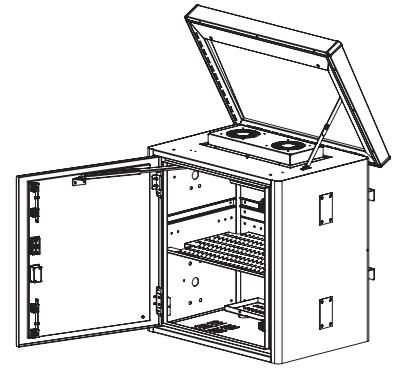
# LANDE NEW GENERATION RADIUS SECURITY POLE TYPE STANDARD TYPE CABINET DRAWINGS



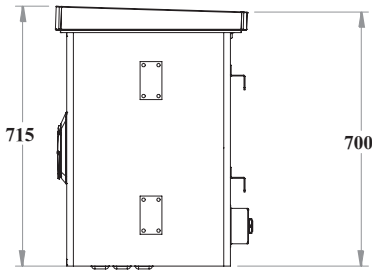
**BOTTOM VIEW**



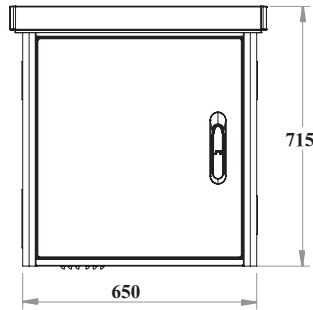
**ISOMETRIC VIEW**



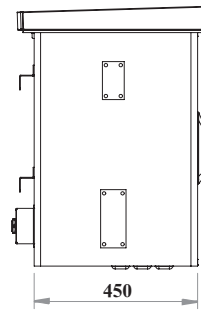
**FRONT DOOR AND  
TOP COVER OPEN  
ISOMETRIC VIEW**



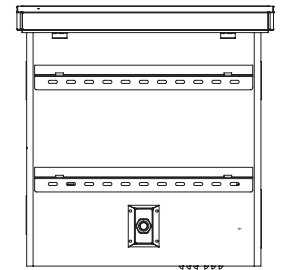
**RIGHT SIDE VIEW**



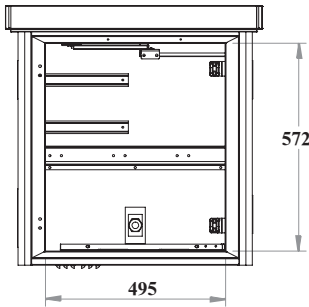
**FRONT VIEW**



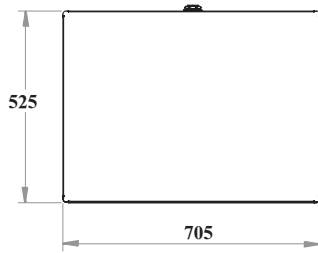
**LEFT SIDE VIEW**



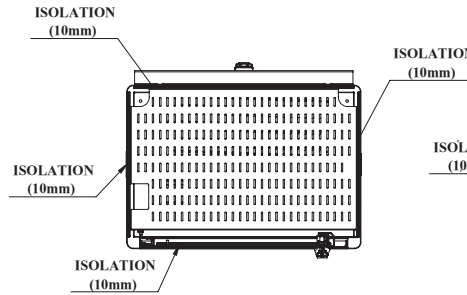
**REAR VIEW**



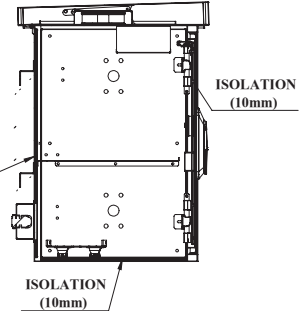
**WITHOUT FRONT  
DOOR VIEW**



**TOP VIEW**



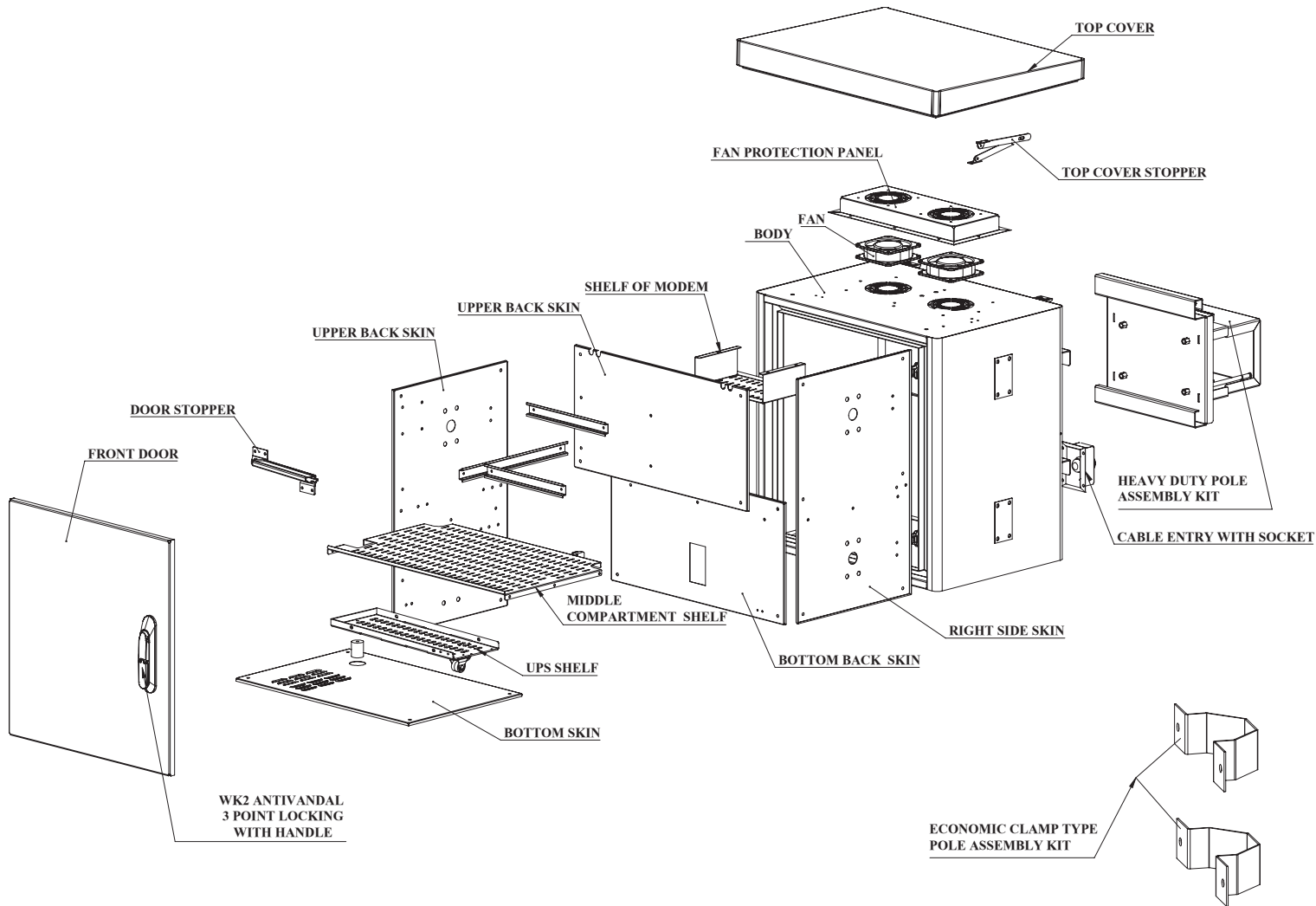
**UPPER VIEW**



**SIDE VIEW**

LANDE NEW GENERATION RADIUS SECURITY POLE TYPE STANDARD TYPE CABINET								
Part Number	Product Description	Product Dimensions WxDxH (mm)	Packed Sizes (mm)	Product Net Weight (kgs)	Product Gross Weight (kgs)	QTY 'inside Palette (pieces)	Palette Sizes (mm)	Palette Weight (kgs)
LN-MOB02-LG	LANDE NEW GENERATION RADIUS SECURITY POLE TYPE STANDARD TYPE CABINET	650x450x715	725x560x735	77	79	5	800x1200x2200	405

# LANDE NEW GENERATION RADIUS SECURITY POLE TYPE STANDARD CABINET DRAWINGS



## EXPLODED VIEW

### LANDE NEW GENERATION RADIUS SECURITY POLE TYPE STANDARD CABINET










Part Number	Product Description	Product Dimensions WXDXH (mm)	Packed Sizes (mm)	Product Net Weight (kgs)	Product Gross Weight (kgs)	QTY inside Palette (pieces)	Palette Sizes (mm)	Palette Weight (kgs)
LN-MOB02-LG	LANDE NEW GENERATION RADIUS SECURITY POLE TYPE STANDARD CABINET RAL 7035 L. GRAY	650x450x715	725x560x735	77	79	5	800x1200x2200	405

### SHIPPING CONFIGURATION: LANDE NEW GENERATION RADIUS SECURITY POLE TYPE STANDARD CABINET

Lande Radius SECURITY Pole Type Cabinet, New Design, Radius Type Oval Corner, Hidden Hinged Recessed Door on Flange double-skinned front door, double-wall, 10mm insulation material between the walls, Outer Wall 1,5mm, Inner Wall 1mm- Dual-Volume, Single cycle 2 way fan + thermostat ventilation system, hinged type stopper-top cover system, Heavy Duty or Economic Clamp Type Pole Fixing kit is provided as an accessory. Socket Type Cable Entry 1 pcs, 19" mounting rail CANNOT be included as the cabinet is not in 19" standards, Camera Assembly Place 4 pcs, Camera Assembly Place Cover Plate 4 pcs, WK2 Antivandal lock with handle - 3 point locking, Cable Management Rings are provided as accessories. DIN Rail in appropriate size 4 Pcs. Lighting Module is provided as an accessory. UPS Shelf is available, slotted ventilation compartment shelf that allows air to pass between the two compartments is available, There is a dedicated shelf for the extra device / modem / switch and is included. Door switches / switches are added as accessories. No power socket module is added but if requested. Plastic Power Module can be supplied (NOT 19"). The fresh air inlet removable cleanable filter from inside is available. RAL 7035 is Light Grey Color.



# SECURITY RADIUS AND SECURITY RADIUS BALLISTIC (ARMOURED) POLE TYPE CABINET SELECTION CHART FOR ACCESSORY

ACCESSORY SELECTION and COMPATIBILITY CHART				
Part Nr.	Product Definition	Picture	LN-MOB01-ZRH-LG	LN-MOB02-LG
LN-PRZ-ONF-XU6P-PLS	6 way ON/OFF Switched Plastic Pdu With 2 Meter Cable, Schuko Type DIN49441 Plug, 220-250VAC		☺	☺
LN-KDG-KKM-4430-LG	Cable Rings 44x30mm (1 set : 5 pcs)		☺	☺
LN-KGM-SKT-01	Socket Type Protection Cable Entry Unit		✓	✓
LN-KGM-BRT-01	90° Protection Pole Type Cable Entry Unit		☺	☺
LN-KGM-BRT-02	45° Protection Pole Type Cable Entry Unit		☺	☺
LN-DGR-AYD-1UOT-XX	Lighting Module with Sensor, Automatically Led Lighting On while Magnetted Doors Are Open.		☺	☺
LN-SBO-PL-KIT-LG-HD	Heavy Duty Type Pole Assembly Kit		☺	☺
LN-SBO-PL-KIT-GL-EC	Economic Clamp Type Pole Assembly Kit		☺	☺
LN-SWT-1L	Door Stopper, Metal Mounting Bracket And Screw Set Included 1 pcs Switch Included.		☺	☺
✓	Available on shipment configuration			
☺	Can be ordered as accessory and compatable.			

# LANDE NEW GENERATION POLE TYPE SECURITY CABINET GENERAL FEATURES

## Standards and Compliances:



### ISO 9001:2008

Quality Management System

EN 61587 -1:2012

Mechanical Structures for Electronic  
Equipment, Cabinets

IEC 297-2, Overall Cabinet Dimensions

EN 60529- IP66 Protection Against Dust and Water  
Ingress and Dust Entry

EN 50102- Mechanical Impact Resistance



### CE MARKING

EN 60950-1:2006

Information technology equipment

Safety - Part - 1

General Characteristics



### Environment Friendly

\* ISO 14001 Environmental

Management System

\* RoHS Compliancy

\* 100% Recyclable Material



LANDE NEW GENERATION POLE TYPE SECURITY CABINET

Part Number	Product Description	Product Dimensions WXDXH (mm)	Packed Sizes (mm)	Product Net Weight (kgs)	Product Gross Weight (kgs)	QTY inside Palette (pieces)	Palette Sizes (mm)	Palette Weight (kgs)
LN-MOB03-LG	LANDE NEW GENERATION POLE TYPE SECURITY CABINET- RAL 7035, Light Grey	575x430x700	655x520x720	66	68	12	1100x1350x2300	827

# LANDE NEW GENERATION POLE TYPE SECURITY CABINET

## GENERAL FEATURES

### NEW GENERATION POLE TYPE SECURITY CABINET GENERAL FEATURES

**Security Cabinet:** LANDE Security Cabinets with Pole mount version , enable protecting your valuable and sensitive equipments with its unique design. It is well protected against rain, snow, wind, sun radiation and earthquakes. With its perfect resistance to corrosion , protects your technological investments against environmental effects. There is 10.mm thickness isolation material.

**Isolation of Security Cabinet:** Double skin structure with insulation is an effective solution to minimize environmental and territorial effects. The filtered panels allows ambient cold&fresh air to get in to the cabinet and reduces the internal heat naturally. Circulation fans are used to discharge the hot air from inside and by reducing heat it protects your active components.

**Cabinet Structure:** Cabinets are designed as double skin structure, Material is DX51D+Zn275 gr/m2 zinc plated. According to EN 61587-1 / 6.4 IEC 60529 IP66 Protection class maintained based on solid body entries and water ingress. Fan and filter combinations attached provides IP54 protection class. Three Point locking system helps maintaining the IP66 protection class. Mono-block welded structure, RAL 7035 light grey polyester outdoor painting finish protects the cabinet from corrosion. Un-flammable and fire retardant painting is applied.

### NEW GENERATION POLE TYPE SECURITY CABINET DETAILED CONSTRUCTIONAL FEATURES

**Double Skin Structure:** Double Skin and isolation infilled panels protects the equipments inside cabinet from external effects, mechanical impacts, vandalism, harsh environmental conditions.

External skin is 2,0mm DX51D+Zn275 zinc plated steel material structure with nano technology , high corrosion resistance polyester outdoor electrostatic painting applied. Inner skin is 1,5mm DX51D+Zn275 zinc plated steel material with painting. Between outer and inner skins there is 10mm isolation material.

**Corner and Top Cover Structure:** 90 degree corner structured. Top cover is flat type.

**Filtered and Fan System:** The cabinet has a replacable filter housing, which eliminates water and dust entry while allowing fresh air entry to the cabinet. The upper chasis of cabinet is equipped with 2 way fan including thermostat. The canopy roof is hinged and allows external access to the fan module for replacement and maintenance. Single cycle 2 way fan system allows fresh air entry from bottom and discharge accumulated heat from the ventilation louvers under the canopy.

**Easy Pole Assembly:** Special designed pole assembly brackets allows the cabinet to be hanged over the pole, after internal assembly is finished. The following kits are supplied as an accessory.

Type 1 - Heavy Duty Type Pole Assembly Kit  
Type 2 - Economic Clamp Type Pole Fixing Kit

**Camera Assembly:** There is 4 pieces camera mounting places, In standard those camera assembly provisions covered with metal plates. Mostly 1 mobile and 3 fixed cameras used in standard applications.





# LANDE NEW GENERATION POLE TYPE SECURITY CABINET

## GENERAL FEATURES

### NEW GENERATION POLE TYPE SECURITY CABINET DETAILED CONSTRUCTIONAL FEATURES

**Mounting Rails:** There are 3 pcs DIN rails in sufficient sizes which are available to place industrial devices and electrical equipments.

**Movable UPS Shelf:** The wheeled and movable structure of UPS shelf allows to read the front panel of the device. It can be pushed back after the control process ends.

**Fixed Shelf:** In this dual-volume product model, the partition separator is fixed as it has shelf feature. This compartment shelf is positioned between the lower and upper compartment. Slotted structure of shelf does not prevent air circulation.

**Shelf for Modem, Switch, Device:** There is a separate shelf structure on the upper right partition of the enclosure which allows to accommodate modem-switch or such devices.

**Lighting:** By the automatic LED lighting unit that illuminates when door is opened and allows visibility to inside of cabinets during nights or dark environment conditions. Site operations can run continuously. It can be supplied as an accessory.

**Painting:** Outdoor style polyester paint applied to resist environmental corrosive effects. It also resists to sun radiation. Standard applied color is RAL7035 Light Grey.

**Top Cover Canopy Structure:** Stopper mechanism is hidden inside top cover. This feature keeps the top cover open while installation or maintenance is in process on the field.

**Front door and Lock System:** Hidden hinge, closing over flange doubleskinned front door structure is available. Standard Zamac - 3 point locking system provides maximum security and impermeability.

**Door Switch:** To receive a warning when the front door of cabinet opened or to enable or disable other systems, doors switches can be integrated. 1 or 2 switch integrations can be provided as an accessory.

**Cable Management Rings:** By using the self-threaded special screw system, cable management rings - as an accessory - can be placed anywhere in the interior surface of the cabinet in desired quantities to set up cable management infrastructure.

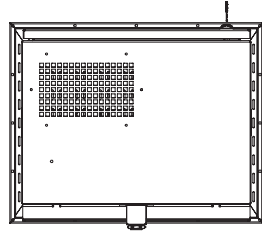
You can see from accessory chart, 1 package is consist of 5 pcs of cable organizer. For LN-MOB03-LG. The maximum advised amount of usage is 10 pcs = 2 packages.

**PDU:** On/off Plastic 6 way PDU can be provided as an accessory. Please refer accessory chart.

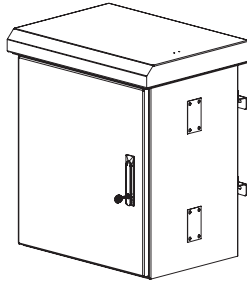
**Cable Entry:** There are 3 types of cable entry. Socket type, 90 degree protected pipe type and 45 degree protected pipe type. All 3 types have feature that can be used for the same product. Socket type is used in standard configuration. In case of need for different type cable entry, please choose cable entry model that you need from accessory chart.



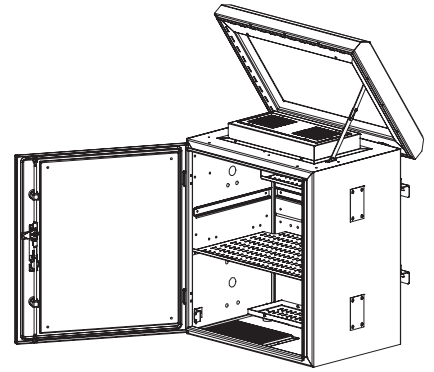
# LANDE NEW GENERATION POLE TYPE SECURITY CABINET DRAWINGS



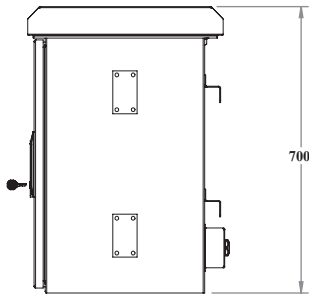
**BOTTOM VIEW**



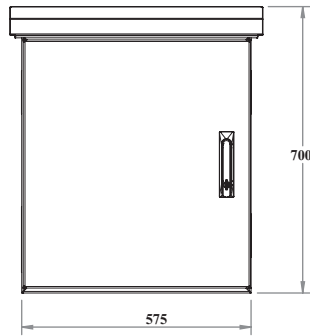
**ISOMETRIC VIEW**



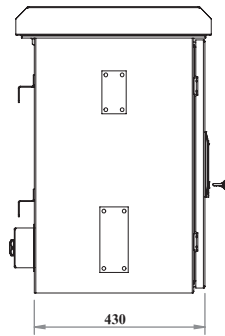
**FRONT DOOR AND TOP COVER OPEN, ISOMETRIC VIEW**



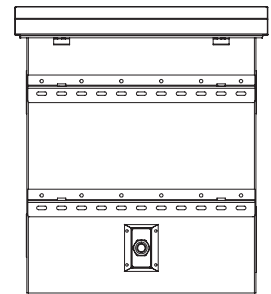
**LEFT SIDE VIEW**



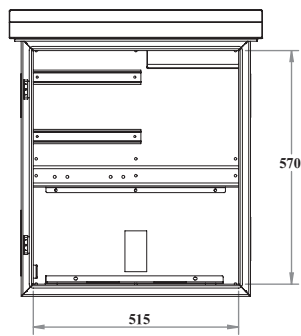
**FRONT VIEW**



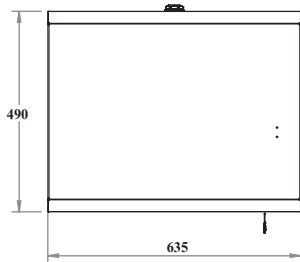
**RIGHT SIDE VIEW**



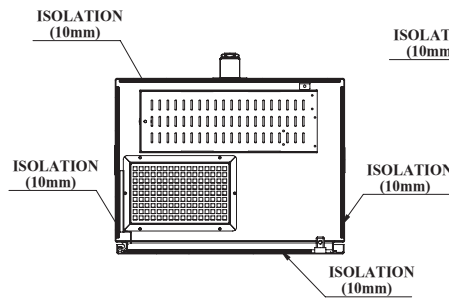
**REAR VIEW**



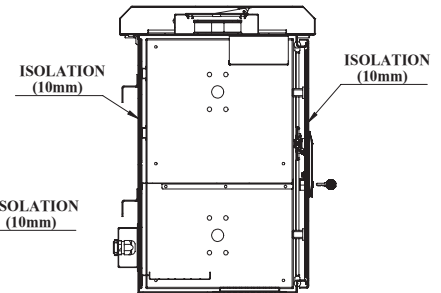
**FRONT INSIDE VIEW**



**TOP VIEW**



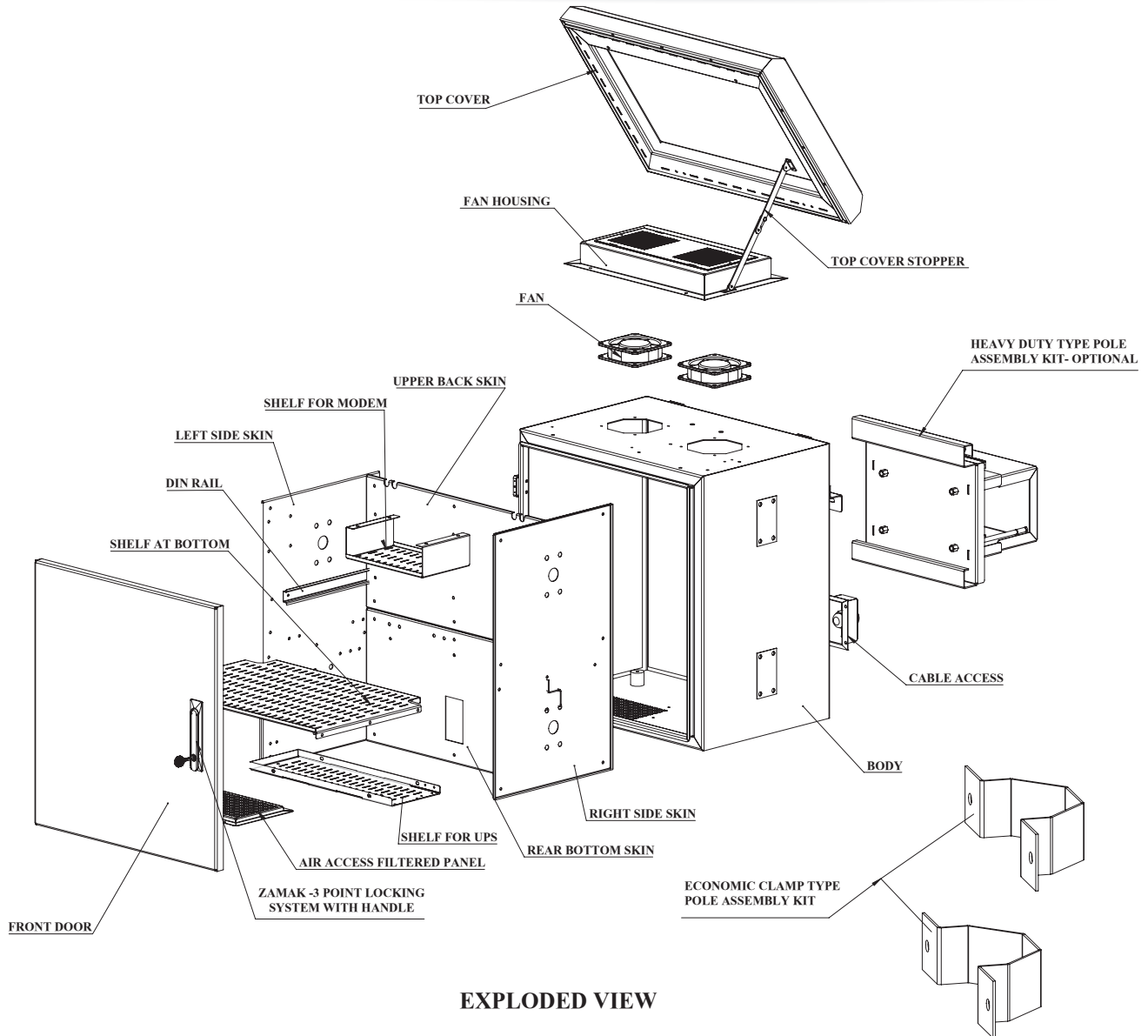
**UPPER DETAILED VIEW**



**SIDE DETAILED VIEW**

LANDE NEW GENERATION POLE TYPE SECURITY CABINET								
Part Number	Product Description	Product Dimensions WxDXH (mm)	Packed Sizes (mm)	Product Net Weight (kgs)	Product Gross Weight (kgs)	QTY inside Palette (pieces)	Palette Sizes (mm)	Palette Weight (kgs)
LN-MOB03-LG	LANDE NEW GENERATION POLE TYPE SECURITY CABINET - RAL 7035 L. GREY	575x430x700	655x520x720	66	68	12	1100x1350x2300	827

# LANDE NEW GENERATION POLE TYPE SECURITY CABINET DRAWINGS



**EXPLODED VIEW**

LANDE NEW GENERATION POLE TYPE SECURITY CABINET								
Part Number	Product Description	Product Dimensions WxDXH (mm)	Packed Sizes (mm)	Product Net Weight (kgs)	Product Gross Weight (kgs)	QTY inside Palette (pieces)	Palette Sizes (mm)	Palette Weight (kgs)
LN-MOB03-LG	LANDE NEW GENERATION POLE TYPE SECURITY CABINET - RAL 7035 L. GREY	575x430x700	655x520x720	66	68	12	1100x1350x2300	827

## SHIPPING CONFIGURATION: LANDE NEW GENERATION POLE TYPE SECURITY CABINET - RAL 7035 L. GREY

Lande New Generation SECURITY Pole Type Cabinet, New Design, 90 degree Cornered, Hidden hinge, closing over flange double-skinned front door, double-wall, 10mm insulation material between the walls, Outer Wall 2,0mm, Inner Wall 1,5mm - Dual-Volume, Single cycle 2 way fan + thermostat ventilation system, Top Cover Hinged with Stopper, Heavy Duty or Economic Clamp Type Pole Fixing kit is provided as an accessory, Socket Type Cable Entry 1 pcs, 19" mounting rail CANNOT be included as the cabinet is not in 19" standards, Camera Assembly Place 4 pcs, Camera Assembly Place Cover Plate 4 pcs, Standard 3 point locking with handle- Zamac. Cable Management Rings are provided as accessories. DIN Rail in appropriate size 3pcs, Lighting Module is provided as an accessory. UPS Shelf is available, slotted ventilation compartment shelf that allows air to pass between the two compartments is available. There is a dedicated shelf for the extra device / modem / switch. Door switches / switches are added as accessories. No power socket module is added but if requested. Plastic Power Module can be supplied (NOT 19"). The fresh air inlet removable cleanable filter from inside is available. RAL 7035 is Light Grey Color.



# LANDE NEW GENERATION POLE TYPE SECURITY CABINET SELECTION CHART FOR ACCESSORY

ACCESSORY SELECTION AND COMPATIBILITY CHART			
Part Number	Product Description	Picture of Accessory	LN-MOB03-LG
LN-PRZ-ONF-XU6P-PLS	6 Way on/off switched PVC Group Socket Stripe, 2 Meter Powercord, Schuko Type DIN 49441 Plug, 220-250VAC		☺
LN-KDG-KKM-4430-LG	Cable Management Ring Set, for cable management including self tapping screws: Metal 44x30mm. 1set=5 pcs.		☺
LN-KGM-SKT-01	Socket Type Protective Cable Entry Module		✓
LN-KGM-BRT-01	90° Protection Pipe Type Cable Entry Module		☺
LN-KGM-BRT-02	45° Protection Pipe Type Cable Entry Module		☺
LN-DGR-AYD-1UOT-XX	Lighting Module Sensor Equipped, Magnet Equipped, One door is opened automatically operating, LED LIGHT		☺
LN-SBO-PL-KIT-LG-HD	Heavy Duty Type Pole Assembly Kit		☺
LN-SBO-PL-KIT-GL-EC	Ekonomical Clamp Type Pole Fixing Bracket Kit		☺
LN-KLT-3P-WK2	3 point locking WK2- against vandalism		☺
LN-KLT-3P-ZMC	3 point locking with handle- Zamac		✓
LN-SWT-1L	Door Switch, Metal Mounting Brackets and Screws set included- 1 pcs Switch		☺

✓	Included in shipping configuration
☺	Supplied as accessories, compatible, can be ordered.

# LANDE NEW GENERATION MIDI POLE TYPE SECURITY CABINET

## GENERAL FEATURES

### Standards and Compliances:



#### ISO 9001:2008

Quality Management System

EN 61587 -1:2012

Mechanical Structures for Electronic Equipment, Cabinets

IEC 297-1, 19" Mounting

IEC 297-2, Overall Cabinet Dimensions

EN 60529- IP66 Protection Against Dust and Water Ingress and Dust Entry

EN 62262- IK10 Mechanical Impact Resistance



#### CE MARKING

EN 60950-1:2006

Information technology equipment

Safety - Part - 1

General Characteristics



#### Environment Friendly

\* ISO 14001 Environmental Management System

\* RoHS Compliancy

\* 100% Recyclable Material



LANDE NEW GENERATION MIDI POLE TYPE SECURITY CABINET

Part Number	Product Description	Product Dimensions WxDXH (mm)	Packed Sizes (mm)	Product Net Weight (kgs)	Product Gross Weight (kgs)	QTY inside Palette (pieces)	Palette Sizes (mm)	Palette Weight (kgs)
LN-MOB04-LG	LANDE NEW GENERATION MIDI POLE TYPE SECURITY CABINET RAL 7035- L. GREY	575x425x540	645x505x550	47	49	16	1100x1350x2450	801

# LANDE NEW GENERATION MIDI POLE TYPE SECURITY CABINET

## GENERAL FEATURES

### LANDE NEW GENERATION MIDI POLE TYPE SECURITY CABINET GENERAL FEATURES

**Security Cabinet:** LANDE Security Cabinets with Pole mount version , enable protecting your valuable and sensitive equipments with its unique design. It is well protected against rain, snow, wind, sun radiation and earthquakes. With its perfect resistance to corrosion , protects your technological investments against environmental effects. Overall between the inner and outer skin there is 10 mm thickness isolation material.

**Isolation on Cabinet:** Double skin structure with insulation is an effective solution to minimize environmental and territorial effects. The filtered panels allows ambient cold&fresh air to get in to the cabinet and reduces the internal heat naturally. Circulation fans are used to discharge the hot air from inside and by reducing heat it protects your active components.

**Cabinet Structure:** Cabinets are designed as double skin structure, Material is DX51D+Zn275 gr/m2 zinc plated. According to EN 61587-1 / 6.4 IEC 60529 IP66 Protection class maintained based on solid body entries and water ingress. Fan and filter combinations attached provides IP54 protection class. Fully EPDM gasketed front door is available. Zamac Type - Single Point locking system helps maintaining the IP66 protection class. Mono-block welded structure, RAL 7035 light grey polyester outdoor painting finish protects the cabinet from corrosion. Un-flammable and fire retardant painting is applied.

### LANDE NEW GENERATION MIDI POLE TYPE SECURITY CABINET CONSTRUCTIONAL FEATURES

**Double Skin Structure:** Double Skin and isolation infilled panels protects the equipments inside cabinet from external effects, mechanical impacts, vandalism, harsh environmental conditions. External skin is 1,5mm DX51D+Zn275 zinc plated steel material structure with nano technology , high corrosion resistance polyester outdoor electrostatic painting applied. Inner skin is 1,0mm DX51D+Zn275 zinc plated steel material unpainted. Between outer and inner skins there is 10mm isolation material.

**Corner and Top Cover Structure:** 90 degree corner structured. Top cover is flat type.

**Filtered and Fan System:** The cabinet has a replacable filter housing, which eliminates water and dust entry while allowing fresh air entry to the cabinet. The upper chasis of cabinet is equipped with 2 way fan including thermostat. The canopy roof is hinged and allows external access to the fan module for replacement and maintenance. Single cycle 2 way fan system allows fresh air entry from bottom and discharge accumulated heat from the ventilation louvers under the canopy.

**Easy Pole Assembly:** Special designed pole assembly brackets allows the cabinet to be hanged over the pole, after internal assembly is finished. Type-2 Economic Clamp type bracket system allows easy attach of enclosure to the pole. The Type-2 economic clamp type pole fixing brackets are already included in shipping configuration.

**Camera Assembly:** There is 4 pieces camera mounting places, In standard those camera assembly provisions covered with metal plates. Camera connection holes are shipped with metal parts. Mostly 1 mobile and 3 fixed cameras used in standard applications.

**19" Mounting Profile Assembly:** 19" 7U usable sized, thickness 1,5mm 1 set:2 pcs mounting profile is available with U marking. All 19" accessories can be used.



# LANDE NEW GENERATION POLE TYPE MIDI SECURITY CABINET GENERAL FEATURES

## LANDE NEW GENERATION POLE TYPE MIDI SECURITY CABINET GENERAL FEATURES, DETAILED CONSTRUCTIONAL FEATURES

**Mounting Rails:** There are 3 pcs DIN rails in sufficient sizes which are available to place industrial devices and electrical equipments.

**Movable UPS Shelf:** The wheeled and movable structure of UPS shelf allows to read the front panel of the device. It can be pushed back after the control process ends.

**Fixed Shelf:** Product has 7U mounting profile. Separation shelf is not in standard shipping configuration. A rack mount shelf can be used as a separator.

Please see accessory chart.

Product code: LN-RAF-RMO-1U20-LG

**Lighting:** By the automatic LED lighting unit that illuminates when door is opened and allows visibility to inside of cabinets during nights or dark environment conditions. Site operations can run continuously. It can be supplied as an accessory.

**Painting:** Outdoor style polyester paint applied to resist environmental corrosive effects . It also resists to sun radiation. Standard applied color is RAL7035 Light Grey.

**Top Cover Canopy Structure:** Stopper mechanism is hidden inside top cover. This feature keeps the top cover open while installation or maintenance is in process on the field.

**Front door and Lock System:** It has a sealing gasket structure. Thanks to the excellent sealing Polyurethane EPDM based long life sealing system, provides excellent IP protection even cold/hot wheather condition.

**Door Switch:** To receive a warning when the front door of cabinet opened or to enable or disable other systems, doors switches can be integrated. 1 or 2 switch integrations can be provided as an accessory.

**Cable Management Rings:** By using the self-threaded special screw system , cable management rings -as an accessory - can be placed anywhere in the interior surface of the cabinet in desired quantities to set up cable management infrastructure.

You can see from accessory chart, 1 package is consist of 5 pcs of cable organizer. For LN-MOB04-LG. The maximum adviced amount of usage is 10 pcs = 2 packages.

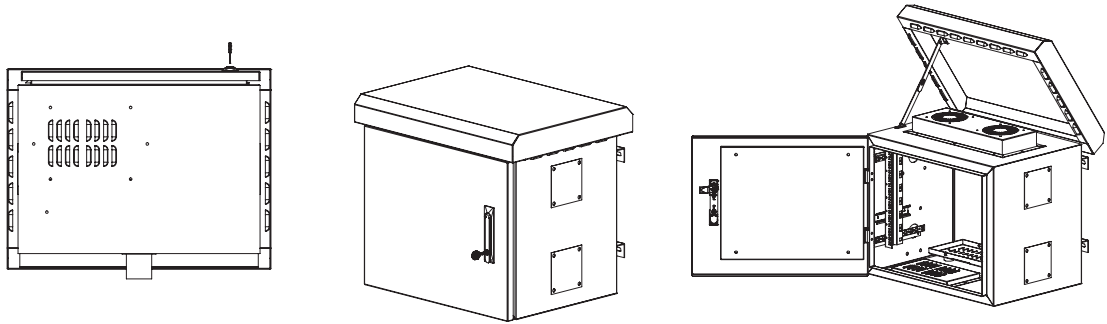
**PDU:** On/off Plastic 6 way PDU can be provided as an accessory. Please refer accessory chart. Please refer accessory chart. For different socket type of 19" PDUs please refer to main catalogues.

**Cable Entry:** There are 3 types of cable entry. Socket type , 90 degree protected pipe type and 45 degree protected pipe type . All 3 types have feature that can be used for the same product. 90 degree protected pipe type is used in standard configuration. In case of need for different type cable entry, please choose cable entry model that you need from accessory chart.





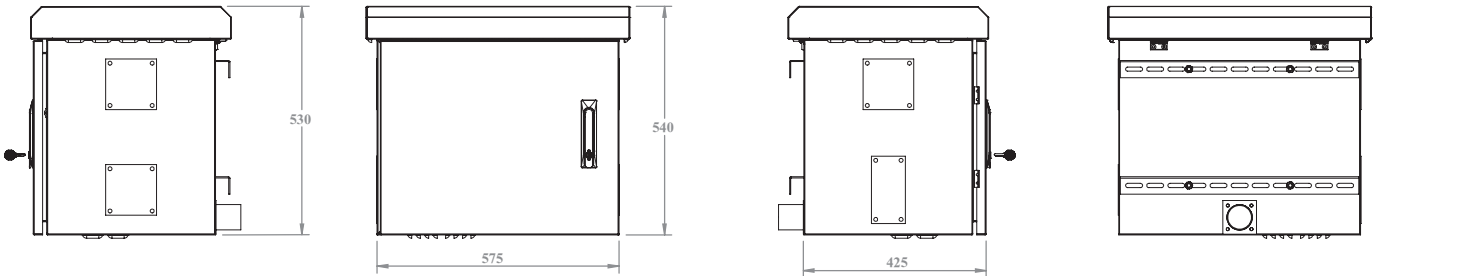
# LANDE NEW GENERATION POLE TYPE MIDI SECURITY CABINET DRAWINGS



**BOTTOM VIEW**

**ISOMETRIC VIEW**

**FRONT DOOR AND  
TOP COVER OPEN,  
ISOMETRIC VIEW**

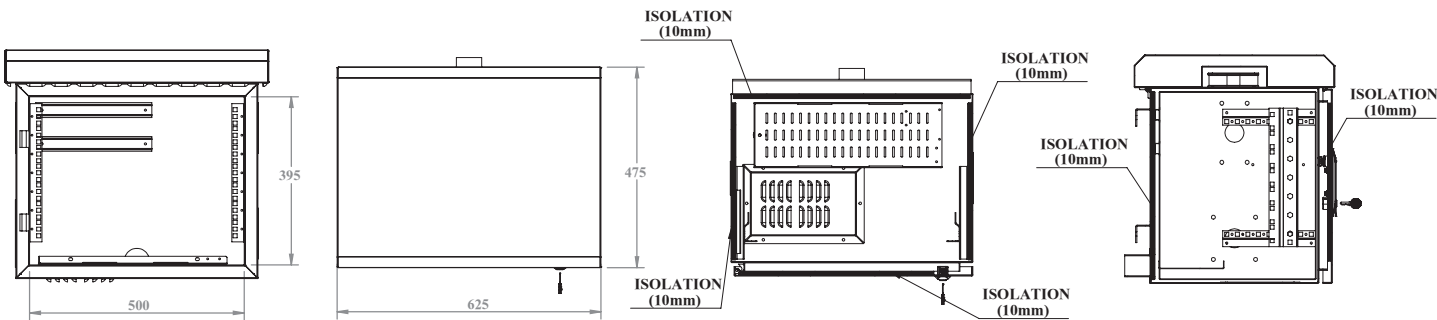


**RIGHT SIDE VIEW**

**FRONT VIEW**

**LEFT SIDE VIEW**

**REAR VIEW**



**FRONT INSIDE VIEW**

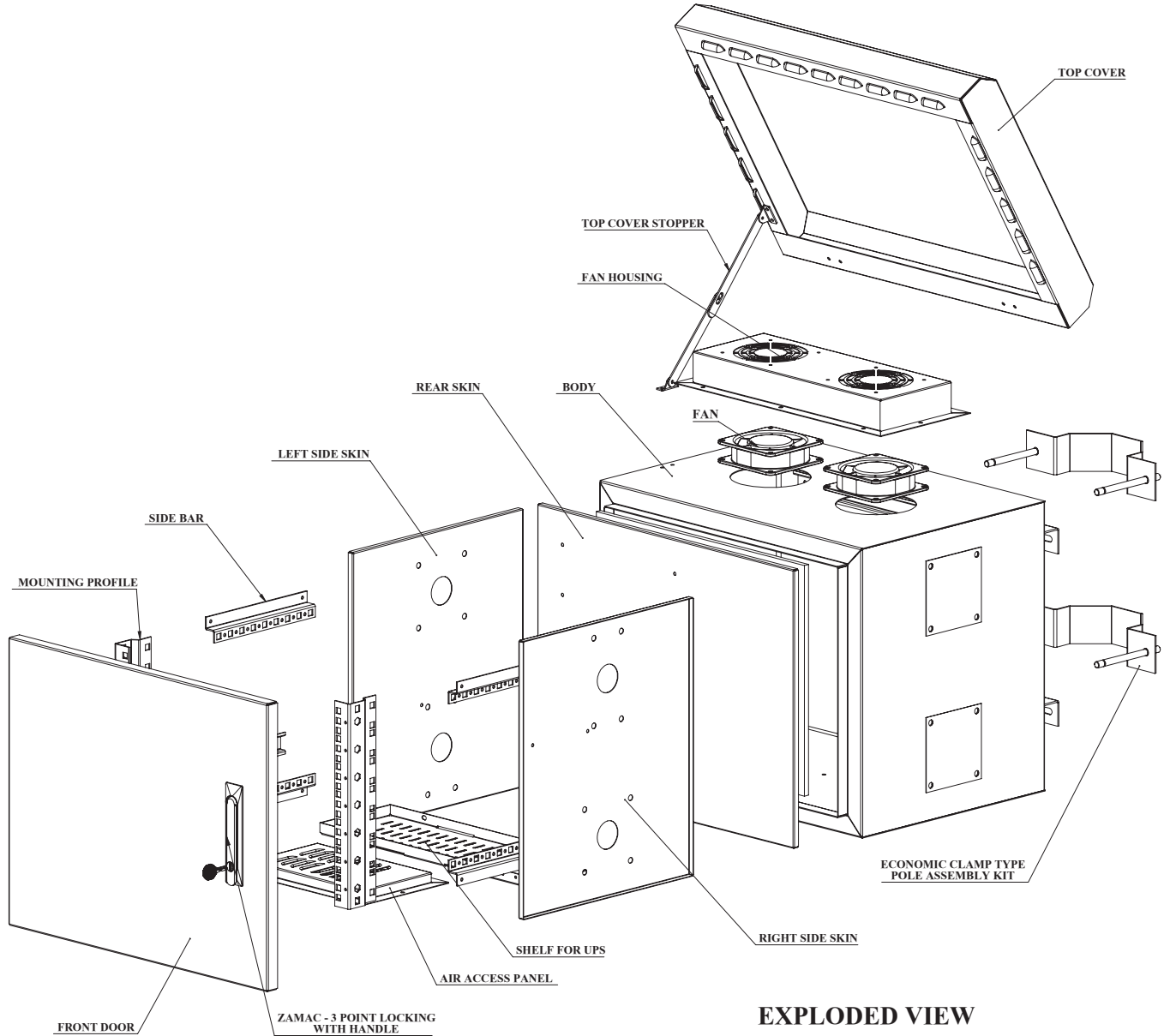
**TOP VIEW**

**UPPER DETAILED VIEW**

**SIDE DETAILED VIEW**

LANDE NEW GENERATION POLE TYPE MIDI SECURITY CABINET								
Part Number	Product Description	Product Dimensions WxDxH (mm)	Packed Sizes (mm)	Product Net Weight (kgs)	Product Gross Weight (kgs)	QTY 'inside Palette (pieces)	Palette Sizes (mm)	Palette Weight (kgs)
LN-MOB04-LG	LANDE NEW GENERATION POLE TYPE MIDI SECURITY CABINET RAL 7035 L. GREY	575x425x540	645x505x550	47	49	16	1100x1350x2450	801

# LANDE NEW GENERATION POLE TYPE MIDI SECURITY CABINET DRAWINGS



**EXPLODED VIEW**

LANDE NEW GENERATION POLE TYPE MIDI SECURITY CABINET									
Part Number	Product Description	Product Dimensions WxDXH (mm)	Packed Sizes (mm)	Product Net Weight (kgs)	Product Gross Weight (kgs)	QTY inside Palette (pieces)	Palette Sizes (mm)	Palette Weight (kgs)	
LN-MOB04-LG	LANDE NEW GENERATION POLE TYPE MIDI SECURITY CABINET RAL 7035 L. GREY	575x425x540	645x505x550	47	49	16	1100x1350x2450	801	

## SHIPPING CONFIGURATION: LANDE NEW GENERATION POLE TYPE MIDI SECURITY CABINET RAL 7035 L. GREY

Lande New Generation MIDI SECURITY Pole Type Cabinet, 90 degree Cornered, Hidden hinge closing over flange double-skinned front door, double-wall, 10mm insulation material between the walls, Outer Wall 1,5mm painted, Inner Wall 1mm unpainted galvanized steel sheet- Single-Volume, Single cycle 2 way fan + thermostat ventilation system, Top Cover Hinged with Stopper, Economic Clamp Type Pole Fixing kit is included, 90 degree pipe protected type 1 pcs of cable entry is available. 19" 7U Mounting Rail 1set=2pcs, Camera Assembly Place 4 pcs, Camera Assembly Place Cover Plate 4 pcs, Standard Zamac Single Point Lock with Handle, Cable Management Rings are provided as accessories. DIN Rail in appropriate size 3 Pcs, Lighting Module is provided as an accessory. UPS Shelf is available. Door switches / switches are added as accessories. No power socket module is added but if requested there is a choice of plastic or aluminium socket modules, The fresh air inlet removable cleanable filter from inside is available. RAL 7035 is Light Grey Color.

# LANDE NEW GENERATION POLE TYPE MIDI SECURITY CABINET SELECTION CHART FOR ACCESSORY

ACCESSORY SELECTION AND COMPATIBILITY CHART			
Part Number	Product Description	Picture of Accessory	LN-MOB04-LG
LN-PRZ-ONF-XU6P-PLS	6 Way on/off switched PVC Group Socket Stripe, 2 Meter Powercord, Schuko Type DIN 49441 Plug, 220-250VAC		☺
LN-PRZ-SGT-1U6P-SC	6xDIN49440 Socket Schuko Power Stripe, 19" 1U, aluminium housing, 1x16A cct breaker, 4000 Watt, 250V AC, 3x1.5mm2, 2,5m cable, DIN 49441 plug, CE approval		☺
LN-KDG-KKM-4430-LG	Cable Management Ring Set, for cable management including self tapping screws: Metal 44x30mm. 1set=5 pcs.		☺
LN-KGM-SKT-01	Socket Type Protective Cable Entry Module		☺
LN-KGM-BRT-01	90° Protection Pipe Type Cable Entry Module		✓
LN-KGM-BRT-02	45° Protection Pipe Type Cable Entry Module		☺
LN-DGR-AYD-1UOT-XX	Lighting Module Sensor Equipped, Magnet Equipped, One door is opened automatically operating, LED LIGHT		☺
LN-RAF-RMO-1U20-LG	1U D=200mm 19" Rack Mount Shelf, 2 point fixing, for all cabinets at 19" provision, Load Capacity 30 kg		☺
LN-SBO-PL-KIT-GL-EC	Ekonomical Clamp Type Pole Fixing Bracket Kit		✓
LN-KLT-3P-WK2	3 point locking WK2- against vandalism		☺
LN-SWT-1L	Door Switch, Metal Mounting Brackets and Screws set included- 1 pcs Switch		☺
✓	Included in shipping configuration		
☺	Supplied as accessories, compatible, can be ordered.		

# LANDE MINI POLE TYPE SECURITY CABINET ECONOMIC MODEL GENERAL FEATURES

## Standards and Compliances:



### ISO 9001:2008

Quality Management System

EN 61587 -1:2012

Mechanical Structures for Electronic  
Equipment, Cabinets

IEC 297-2 Overall Cabinet Dimensions

EN 60529- IP66 protection against Water  
Ingress and Dust Entry

EN 62262- IK10 Mechanical Impact Resistance



### CE MARKING

EN 60950-1:2006

Information technology equipment  
Safety - Part - 1  
General Characteristics



### Environment Friendly

- \* ISO 14001 Environmental  
Management System
- \* RoHS Compliancy
- \* 100% Recyclable Material



LANDE MINI POLE TYPE SECURITY CABINET ECONOMIC MODEL

Part Number	Product Description	Product Dimensions WxDXH (mm)	Packed Sizes (mm)	Product Net Weight (kgs)	Product Gross Weight (kgs)	QTY inside Palette (pieces)	Palette Sizes (mm)	Palette Weight (kgs)
LN-MOB05-LG	LANDE MINI POLE TYPE SECURITY CABINET ECONOMIC MODEL RAL 7035 L. GREY	445x225x490	520x330x520	33	34,5	24	1100x1300x1500	845



# LANDE MINI POLE TYPE SECURITY CABINET ECONOMIC MODEL

## GENERAL FEATURES

### LANDE MINI POLE TYPE SECURITY CABINET ECONOMIC MODEL GENERAL FEATURES

**Security Cabinet:** LANDE Security Cabinets with Pole mount version , enable protecting your valuable and sensitive equipments with its unique design. It is well protected against rain, snow, wind, sun radiation and earthquakes. With its perfect resistance to corrosion, protects your technological investments against environmental effects. Overall between the inner and outer skin there is 10.mm thickness isolation material.

**Isolation on Cabinet:** Double skin structure with insulation is an effective solution to minimize environmental and territorial effects. The filtered panels allows ambient cold&fresh air to get in to the cabinet and reduces the internal heat naturally. Circulation fans are used to discharge the hot air from inside and by reducing heat it protects your active components.

**Cabinet Structure:** Cabinets are designed as double skin structure, Material is DX51D+Zn275 gr/m2 zinc plated. According to EN 61587-1 / 6.4 IEC 60529 IP66 Protection class maintained based on Solid body entries and Water ingress. Fan and Filter combinations attached provides IP54 protection class. Fully EPDM gasketed front door is available. Zamac Type - Single Point locking system helps maintaining the IP66 protection class. Mono-block welded structure, RAL 7035 light grey polyester outdoor painting finish protects the cabinet from corrosion. Un-flammable and fire retardant painting is applied.

### LANDE MINI POLE TYPE SECURITY CABINET ECONOMIC MODEL CONSTRUCTIONAL DETAILS

**Double Skin Structure:** Double Skin and isolation infilled panels protects the equipments inside cabinet from external effects, mechanical impacts, vandalism, harsh environmental conditions. External skin is 1,5mm DX51D+Zn275 zinc plated steel material structure with nano technology , high corrosion resistance polyester outdoor electrostatic painting applied. Inner skin is 1,0mm DX51D+Zn275 zinc plated steel material without painting.Between outer and inner skins there is 10mm isolation material.

**Corner and Top Cover Structure:** 90 degree corner structured. Top cover is flat type.

**Filtered and Fan System:** The cabinet has a replacable filter housing, which eliminates water and dust entry while allowing fresh air entry to the cabinet. The upper chasis of cabinet is equipped with single fan including thermostat. The canopy roof is hinged and allows external access to the fan module for replacement and maintenance. Single cycle fan allows fresh air entry from bottom and discharge accumulated heat from the ventilation louvers under the canopy.

**Easy Pole Assembly:** Special designed pole assembly brackets allows the cabinet to be hanged over the pole, after internal assembly is finished. Type-2 Economic Clamp type bracket system allows easy attach of enclosure to the pole. The Type-2 economic clamp type pole fixing brackets are already included in shipping configuration.

**Camera Assembly:** There is 4 pieces camera mounting places, In standard those camera assembly provisions covered with metal plates. Mostly 1 mobile and 3 fixed cameras used in standard applications.



# LANDE MINI POLE TYPE SECURITY CABINET ECONOMIC MODEL

## GENERAL FEATURES

### LANDE MINI POLE TYPE SECURITY CABINET ECONOMIC MODEL DETAILED CONSTRUCTIONAL FEATURES

**Mounting Rails:** There are 2 pcs DIN rails in sufficient sizes which are available to place industrial devices and electrical equipments.

**Lighting:** By the automatic LED lighting unit that illuminates when door is opened and allows visibility to inside of cabinets during nights or dark environment conditions. Site operations can run continuously. It can be supplied as an accessory.

**Painting:** Outdoor style polyester paint applied to resist environmental corrosive effects . It also resists to sun radiation. Standard applied color is RAL7035 Light Grey.

**Top Cover Canopy Structure:** Hinged top cover module allows you to operate, maintain, repair, clean, installation from outside while system runs.

**Front door and Lock System:** Hidden hinge, Flange flush mounted double skin front door structure is available. barrel type - single point locking and gasket system provides maximum security and impermeability. It has a sealing gasket structure.Thanks to the excellent sealing Polyurethane EPDM based long life sealing system, provides excellent IP protection even cold/hot wheather condition.

**Door Switch:** To receive a warning when the front door of cabinet opened or to enable or disable other systems , doors switches can be integrated. 1 or 2 switch integrations can be provided as an accessory.

**Cable Management Rings:** By using the self-threaded special screw system , cable management rings -as an accessory - can be placed anywhere in the interior surface of the cabinet in desired quantities to set up cable management infrastructure.

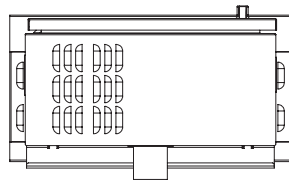
You can see from accessory chart, 1 package is consist of 5 pcs of cable organizer. For LN-MOB05-LG. The maximum adviced amount of usage is 10 pcs = 2 packages.

**PDU:** On/off Plastic 6 way PDU can be provided as an accessory. Please refer accessory chart.

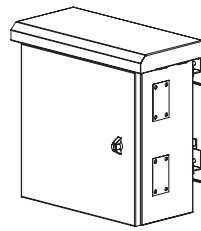
**Cable Entry:** There are 3 types of cable entry. Socket type , 90 degree protected pipe type and 45 degree protected pipe type . All 3 types have feature that can be used for the same product. 90 degree protected pipe type is used in standard configuration. In case of need for different type cable entry, please choose cable entry model that you need from accessory chart.



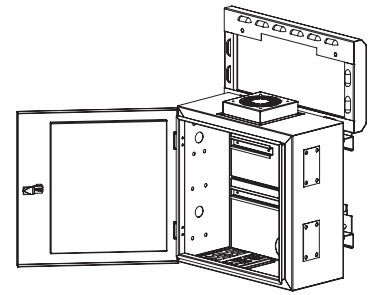
# LANDE MINI POLE TYPE SECURITY CABINET ECONOMIC MODEL DRAWINGS



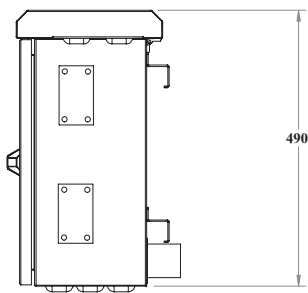
**BOTTOM VIEW**



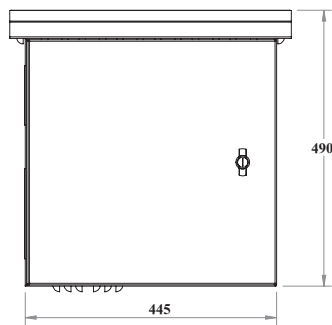
**ISOMETRIC VIEW**



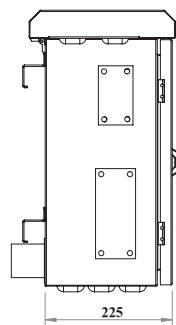
**FRONT DOOR AND  
TOP COVER OPEN,  
ISOMETRIC VIEW**



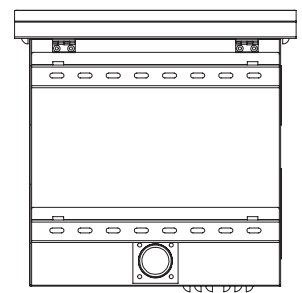
**RIGHT SIDE VIEW**



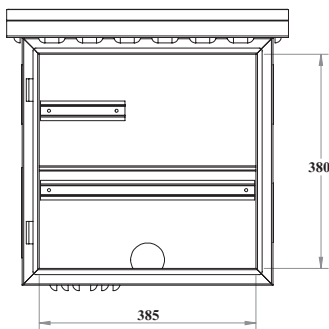
**FRONT VIEW**



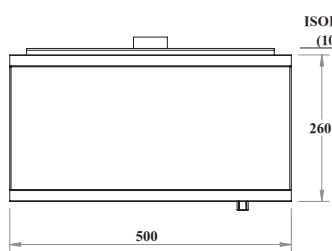
**LEFT SIDE VIEW**



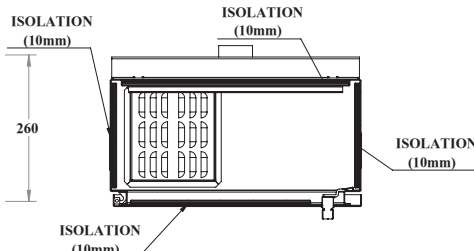
**REAR VIEW**



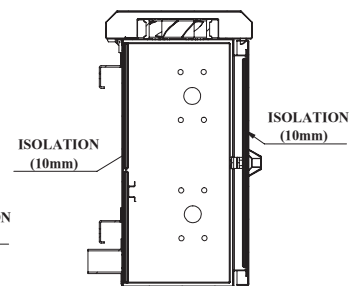
**FRONT INSIDE VIEW**



**TOP VIEW**



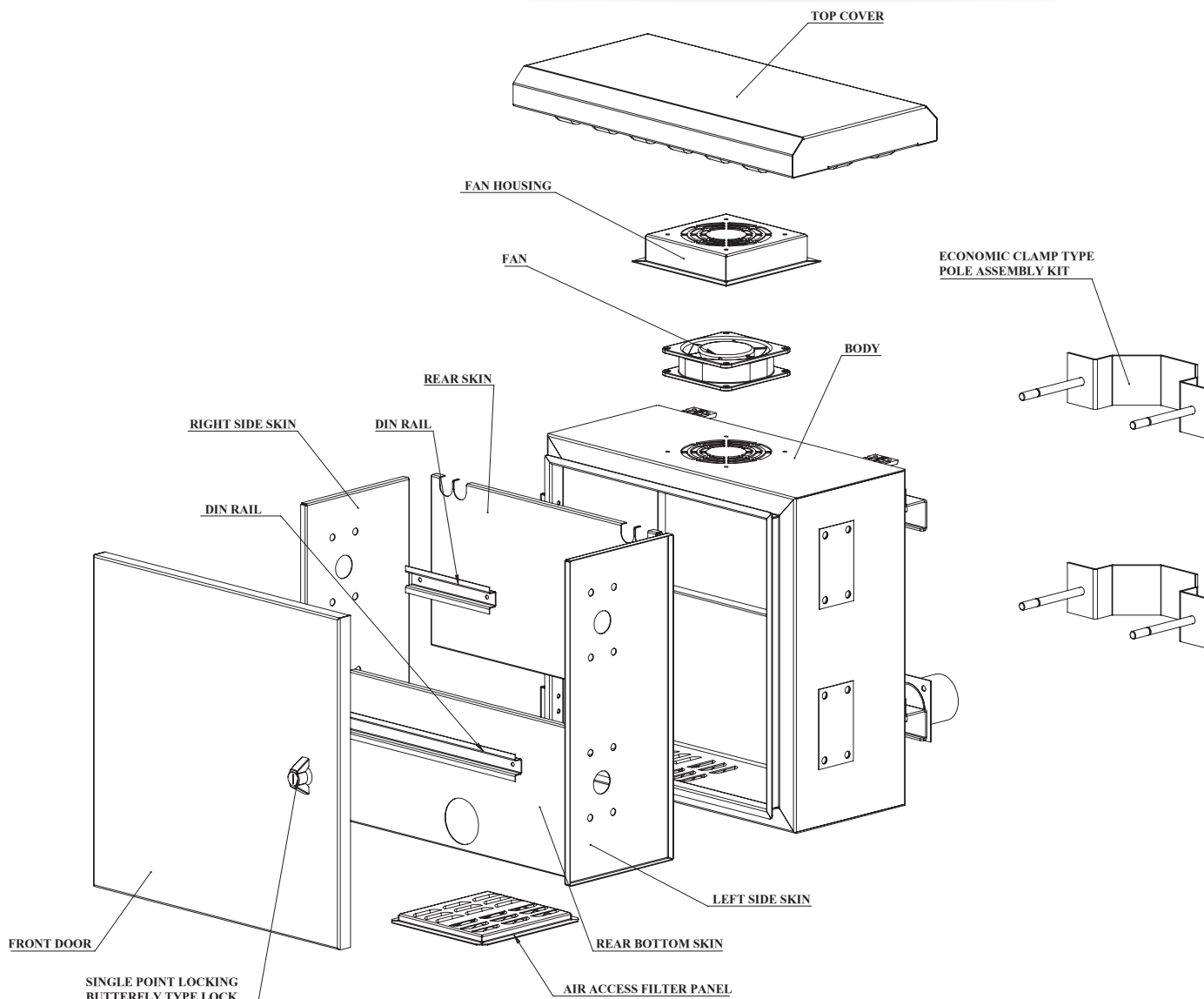
**UPPER DETAILED VIEW**



**SIDE DETAILED VIEW**

LANDE POLE TYPE MINI SECURITY CABINET ECONOMIC MODEL								
Part Number	Product Description	Product Dimensions WXDXH (mm)	Packed Sizes (mm)	Product Net Weight (kgs)	Product Gross Weight (kgs)	QTY inside Palette (pieces)	Palette Sizes (mm)	Palette Weight (kgs)
LN-MOB05-LG	LANDE POLE TYPE MINI SECURITY CABINET ECONOMIC MODEL RAL 7035 L.GREY	445x225x490	520x330x520	33	34,5	24	1100x1300x1500	845

# LANDE MINI POLE TYPE SECURITY CABINET ECONOMIC MODEL DRAWINGS



## EXPLODED VIEW

LANDE MINI POLE TYPE SECURITY CABINET ECONOMIC MODEL								
Part Number	Product Description	Product Dimensions W×D×H (mm)	Packed Sizes (mm)	Product Net Weight (kgs)	Product Gross Weight (kgs)	QTY inside Palette (pieces)	Palette Sizes (mm)	Palette Weight (kgs)
LN-MOB05-LG	LANDE MINI POLE TYPE SECURITY CABINET ECONOMIC MODEL RAL 7035 L.GREY	445x225x490	520x330x520	33	34,5	24	1100x1300x1500	845

## SHIPPING CONFIGURATION: LANDE MINI POLE TYPE SECURITY CABINET ECONOMIC MODEL

Lande MINI SECURITY Pole Type Cabinet, Economic Model, 90 degree Cornered, Hidden hinge closing over flange double-skinned front door, double-wall, 10mm insulation material between the walls, Outer Wall 1,5mm painted, Inner Wall 1mm unpainted galvanized steel sheet- Single-Volume, Single Cycle 1Fan+Thermostat Ventilation System, Hinged Top Cover, Economic Clamp Type Pole Fixing kit is included, 90 degree pipe protected type 1 pcs of cable entry is available, 19" mounting rail CANNOT be included as the cabinet is not in 19" standards, Camera Assembly Place 4 pcs, Camera Assembly Place Cover Plate 4pcs, Single Point Barrel Type Economic Lock, Cable Management Rings are provided as accessories. DIN Rail in appropriate size 2pcs, Lighting Module is provided as an accessory. UPS Shelf is not available. Door switches / switches are added as accessories. No power socket module is added but if requested. Plastic Power Module can be supplied (NOT 19"). The fresh air inlet removable cleanable filter from inside is available. RAL 7035 is Light Grey Color.



# LANDE MINI POLE TYPE SECURITY CABINET ECONOMIC MODEL ACCESSORY SELECTION CHART

ACCESSORY SELECTION AND COMPATIBILITY CHART			
Part Nr.	Product Definition	Picture	LN-MOB05-LG
LN-PRZ-ONF-XU6P-PLS	6 Way on/off switched PVC Group Socket Stripe, 2 Meter Powercord, Schuko Type DIN 49441 Plug, 220-250VAC		☺
LN-KDG-KKM-4430-LG	Cable Management Ring Set, for cable management including self tapping screws: Metal 44x30mm. 1set=5 pcs.		☺
LN-KGM-SKT-01	Socket Type Protective Cable Entry Module		☺
LN-KGM-BRT-01	90° Protection Pipe Type Cable Entry Module		✓
LN-KGM-BRT-02	45° Protection Pipe Type Cable Entry Module		☺
LN-DGR-AYD-1UOT-XX	Lighting Module Sensor Equipped, Magnet Equipped, One door is opened automatically operating, LED LIGHT		☺
LN-SBO-PL-KIT-GL-EC	Ekonomical Clamp Type Pole Fixing Bracket Kit		✓
LN-SWT-1L	Door Switch, Metal Mounting Brackets and Screw set included- 1 pcs Switch		☺
✓	Included in shipping configuration.		
☺	Supplied as accesories, compatible, can be ordered.		

# LANDE NEW GENERATION POLE TYPE MIDI NR SERIE SECURITY CABINET GENERAL FEATURES

## Standards and Compliances:



### ISO 9001:2008

Quality Management System

EN 61587 -1:2012

Mechanical Structures for Electronic Equipment, Cabinets

IEC 297-2 Overall Cabinet Dimensions

EN 60529- IP66 protection against Water

Ingress and Dust Entry

EN 62262- IK10 Mechanical Impact Resistance



### CE MARKING

EN 60950-1:2006

Information technology equipment

Safety - Part - 1

General Characteristics



### Environment Friendly

\* ISO 14001 Environmental

Management System

\* RoHS Compliancy

\* 100% Recyclable Material



LANDE NEW GENERATION MIDI POLE TYPE SECURITY CABINET NR MODEL

Part Number	Product Description	Product Dimensions WxDXH (mm)	Packed Sizes (mm)	Product Net Weight (kgs)	Product Gross Weight (kgs)	QTY inside Palette (pieces)	Palette Sizes (mm)	Palette Weight (kgs)
LN-MOB06-LG	LANDE NEW GENERATION POLE TYPE MIDI SECURITY CABINET NR MODEL RAL 7035 LIGHT GREY	425x275x700	505x370x725	40,5	42	18	1100x1300x2320	774

# LANDE NEW GENERATION POLE TYPE MIDI NR SERIE SECURITY CABINET GENERAL FEATURES

## LANDE NEW GENERATION POLE TYPE MIDI NR SERIE SECURITY CABINET GENERAL FEATURES

**Security Cabinet:** LANDE Security Cabinets with Pole mount version , enable protecting your valuable and sensitive equipments with its unique design. It is well protected against rain, snow, wind, sun radiation and earthquakes. With its perfect resistance to corrosion , protects your technological investments against environmental effects. Overall between the inner and outer skin there is 10.mm thickness isolation material.

**Isolation on Cabinet:** To minimize environmental and territorial effects, the cabinet is designed with double skin structure, where in between there is 10mm isolation material. This isolation material is avoiding heat problems. On body there is filtered fresh air entry located, which via convection fresh air enters to cabinet, Circulation Fan Unit discharges the accumulated heat from enclosure with this structure protects the active components inside cabinet.

**Cabinet Structure:** Cabinets are designed as double skin structure, Material is DX51D+Zn275 gr/m2 zinc plated. According to EN 61587-1 / 6.4 IEC 60529 IP66 Protection class maintained based on Solid body entries and Water ingress. Fan and Filter combinations attached provides IP54 protection class. Fully EPDM gasketed front door is available. Zamac Type - Three Point locking system helps maintaining the IP66 protection class. Mono-block welded structure, RAL 7035 light grey polyester outdoor painting finish protects the cabinet from corrosion. Un-flammable and fire retardant painting is applied.

## LANDE NEW GENERATION POLE TYPE MIDI NR SERIE SECURITY CABINET DETAILED CONSTRUCTIONAL FEATURES

**Double Skin Structure:** Double Skin and isolation infilled panels protects the equipments inside cabinet from external effects, mechanical impacts, vandalism, harsh environmental conditions. External skin is 2,0mm DX51D+Zn275 zinc plated steel material structure with nano technology , high corrosion resistance polyester outdoor electrostatic painting applied. Inner skin is 1,0mm DX51D+Zn275 zinc plated steel material without painting. Between outer and inner skins there is 10mm isolation material.

**Corner and Top Cover Structure:** 90 degree corner structured. Top cover is flat type.

**Filtered and Fan System:** The cabinet has a replacable filter housing , which eliminates water and dust entry while allowing fresh air entry to the cabinet. The upper chasis of cabinet is equipped with two fan including thermostat. The canopy roof is hinged and allows external access to the fan module for replacement and maintenance. Single cycle 2 way fan system allows fresh air entry from bottom and discharge accumulated heat from the ventilation louvers under the canopy.

**Easy Pole Assembly:** Special designed pole assembly brackets allows the cabinet to be hanged over the pole, after internal assembly is finished. The following kits are supplied as an accessory.

Type 1 - Heavy Duty Type Pole Assembly Kit  
Type 2 - Economic Clamp Type Pole Fixing Kit

**Camera Assembly:** There is 4 pieces camera mounting places, In standard those camera assembly provisions covered with metal plates. Mostly 1 mobile and 3 fixed cameras used in standard applications.



# LANDE NEW GENERATION POLE TYPE MIDI NR SERIE SECURITY CABINET GENERAL FEATURES

## LANDE NEW GENERATION POLE TYPE MIDI NR SERIE SECURITY CABINET DETAILED CONSTRUCTIONAL FEATURES

**Mounting Rails:** There are 3 pcs DIN rails in sufficient sizes which are available to place industrial devices and electrical equipments.

**Fixed Shelf:** In this dual-volume product model, the partition separator is fixed as it has shelf feature. This compartment shelf is positioned between the lower and upper compartment. Slotted structure of shelf does not prevent air circulation.

**Lighting:** By the automatic LED lighting unit that illuminates when door is opened and allows visibility to inside of cabinets during nights or dark environment conditions. Site operations can run continuously. It can be supplied as an accessory.

**Painting:** Outdoor style polyester paint applied to resist environmental corrosive effects . It also resists to sun radiation. Standard applied color is RAL7035 Light Grey.

**Top Cover Canopy Structure:** Stopper mechanism is hidden inside top cover.This feature keeps the top cover open while installation or maintenance is in process on the field.

**Front door and Lock System:** It has a infused sealing gasket structure which provides excellent IP protection even cold/hot wheather condition.


**Door Switch:** To receive a warning when the front door of cabinet opened or to enable or disable other systems , doors switches can be integrated. 1 or 2 switch integrations can be provided as an accessory.

**Cable Management Rings:** By using the self-threaded special screw system , cable management rings -as an accessory - can be placed anywhere in the interior surface of the cabinet in desired quantities to set up cable management infrastructure.

You can see from accessory chart, 1 package is consist of 5 pcs of cable organizer. For LN-MOB06-LG. The maximum adviced amount of usage is 10 pcs = 2 packages.

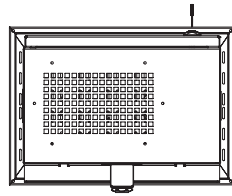
**PDU:** On/off Plastic 6 way PDU can be provided as an accessory. Please refer accessory chart.

**Cable Entry:** There are 3 types of cable entry. Socket type , 90 degree protected pipe type and 45 degree protected pipe type . All 3 types have feature that can be used for the same product. Socket type is used in standard configuration. In case of need for different type cable entry, please choose cable entry model that you need from accessory chart.

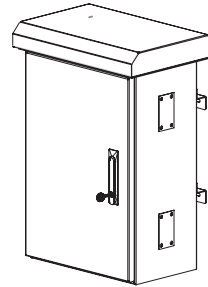




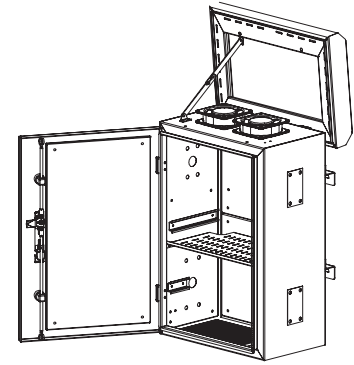
# LANDE NEW GENERATION POLE TYPE MIDI NR SERIE SECURITY CABINET DRAWINGS



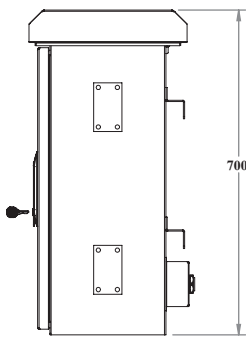
**BOTTOM VIEW**



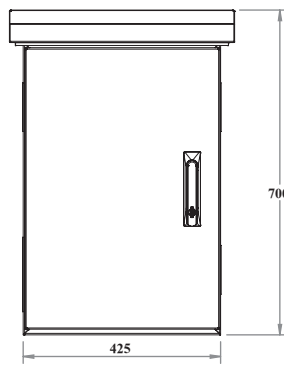
**ISOMETRIC VIEW**



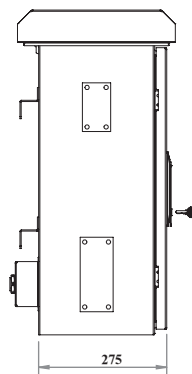
**FRONT DOOR AND TOP COVER OPEN, ISOMETRIC VIEW**



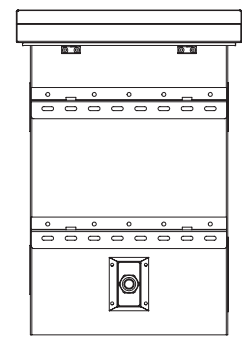
**LEFT SIDE VIEW**



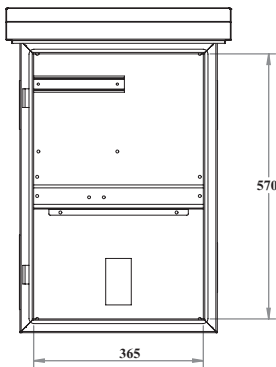
**FRONT VIEW**



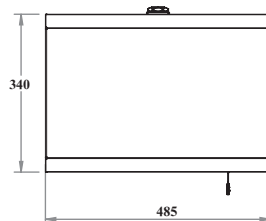
**RIGHT SIDE VIEW**



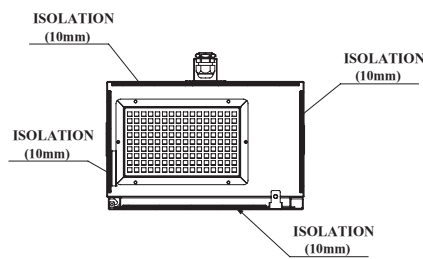
**REAR VIEW**



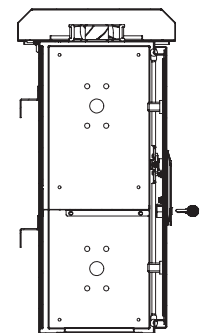
**FRONT INSIDE VIEW**



**TOP VIEW**



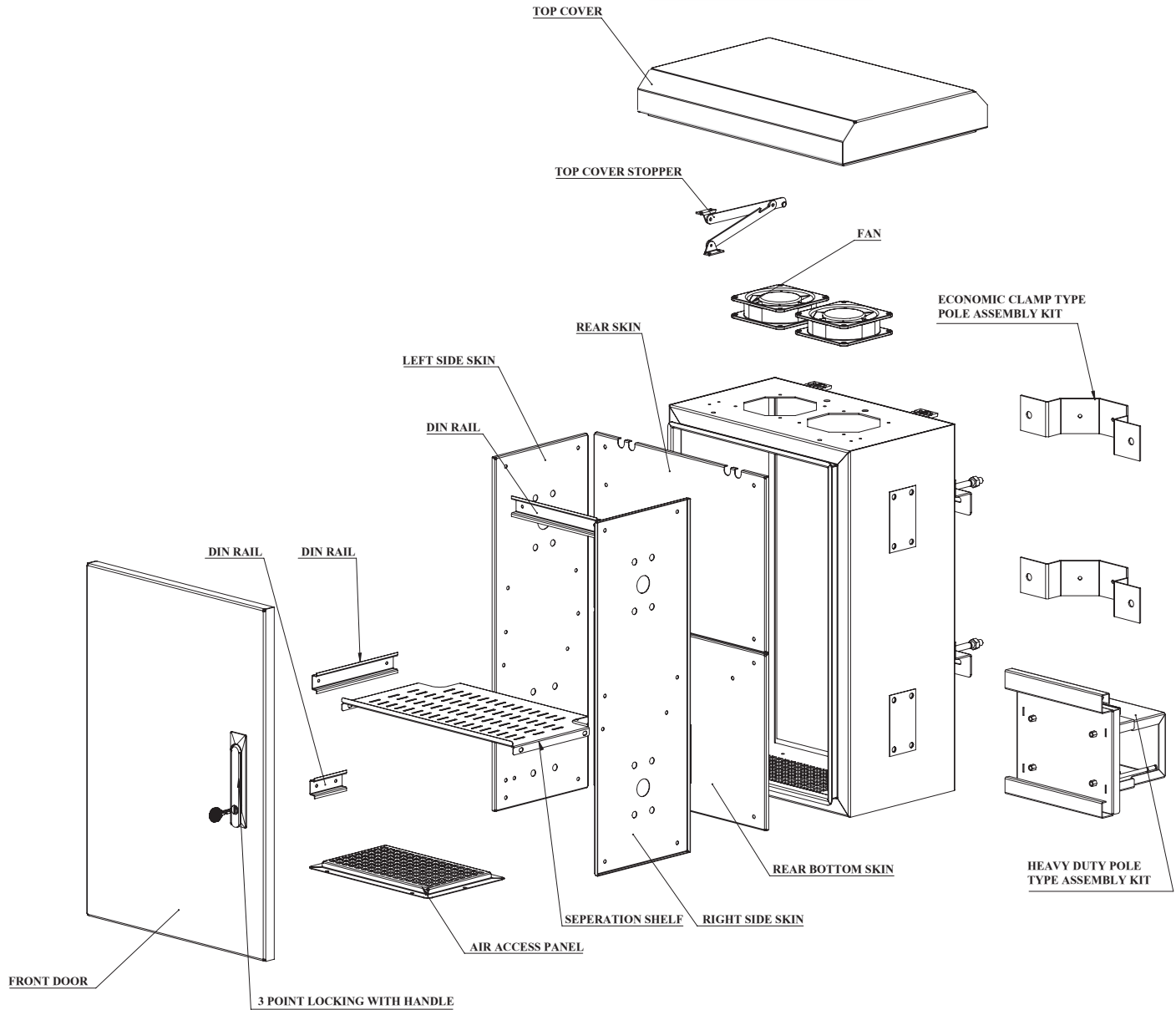
**UPPER DETAILED VIEW**



**SIDE DETAILED VIEW**

LANDE NEW GENERATION MIDI POLE TYPE SECURITY CABINET NR MODEL								
Part Number	Product Description	Product Dimensions WxDxH (mm)	Packed Sizes (mm)	Product Net Weight (kgs)	Product Gross Weight (kgs)	QTY inside Palette (pieces)	Palette Sizes (mm)	Palette Weight (kgs)
LN-MOB06-LG	LANDE NEW GENERATION POLE TYPE MIDI SECURITY CABINET NR MODEL RAL 7035 LIGHT GREY	425x275x700	505x370x725	40,5	42	18	1100x1300x2320	774

# LANDE NEW GENERATION POLE TYPE MIDI NR SERIE SECURITY CABINET DRAWINGS



**EXPLODED VIEW**

LANDE NEW GENERATION MIDI POLE TYPE SECURITY CABINET NR MODEL								
Part Number	Product Description	Product Dimensions WxDXH (mm)	Packed Sizes (mm)	Product Net Weight (kgs)	Product Gross Weight (kgs)	QTY inside Palette (pieces)	Palette Sizes (mm)	Palette Weight (kgs)
LN-MOB06-LG	LANDE NEW GENERATION POLE TYPE MIDI SECURITY CABINET NR MODEL RAL 7035 LIGHT GREY	425x275x700	505x370x725	40,5	42	18	1100x1300x2320	774

## SHIPPING CONFIGURATION: LANDE NEW GENERATION POLE TYPE MIDI SECURITY CABINET NR MODEL RAL 7035 LIGHT GREY

Lande New Generation MIDI SECURITY Pole Type Cabinet-NR Model, 90 degree Cornered, Hidden hinge closing over flange double-skinned front door, double-wall, 10mm insulation material between the walls, Outer Wall 2,0mm, Inner Wall 1mm- Dual-Volume, Single cycle 2 way fan + thermostat ventilation system, Hinged Top Cover, Heavy Duty or Economic Clamp Type Pole Fixing kit is provided as an accessory. Socket Type Cable Entry 1 pcs of cable entry is available, 19" mounting rail CANNOT be included as the cabinet is not in 19" standards, Camera Assembly Place 4 pcs, Camera Assembly Place Cover Plate 4 pcs, Standard Zamac Single Point Lock with Handle, Cable Management Rings are provided as accessories. DIN Rail in appropriate size 3 Pcs, Lighting Module is provided as an accessory. UPS shelf is not available, slotted ventilation compartment shelf that allows air to pass between the two compartments is available. Door switches / switches are added as accessories. No power socket module is added but if requested. Plastic Power Module can be supplied (NOT 19"). The fresh air inlet removable cleanable filter from inside is available. RAL 7035 is Light Grey Color.

# LANDE NEW GENERATION POLE TYPE MIDI NR SERIE SECURITY CABINET ACCESSORY SELECTION CHART

ACCESSORY SELECTION AND COMPATIBILITY CHART			
Part Nr.	Product Definition	Picture	LN-MOB06-LG
LN-PRZ-ONF-XU6P-PLS	6 Way on/off switched PVC Group Socket Stripe, 2 Meter Powercord, Schuko Type DIN 49441 Plug, 220-250VAC		☺
LN-KDG-KKM-4430-LG	Cable Management Ring Set, for cable management including self tapping screws: Metal 44x30mm. 1set=5 pcs.		☺
LN-KGM-SKT-01	Socket Type Protective Cable Entry Module		✓
LN-KGM-BRT-01	90° Protection Pipe Type Cable Entry Module		☺
LN-KGM-BRT-02	45° Protection Pipe Type Cable Entry Module		☺
LN-DGR-AYD-1UOT-XX	Lighting Module Sensor Equipped, Magnet Equipped, One door is opened automatically operating, LED LIGHT		☺
LN-SBO-PL-KIT-GL-EC	Ekonomical Clamp Type Pole Fixing Bracket Kit		☺
LN-SBO-PL-KIT-LG-HD	Heavy Duty Type Pole Assembly Kit		☺
LN-KLT-3P-ZMC	3 Point locking Zamac lock with handle		✓
LN-SWT-1L	Door Switch, Metal Mounting Brackets and Screw set included- 1 pcs Switch		☺

✓	Included in shipping configuration.
☺	Supplied as accessories, compatible, can be ordered.

# LANDE NEW GENERATION RADIUS MINI SECURITY POLE TYPE STANDARD and BALLISTIC (ARMOURED) TYPE CABINET GENERAL FEATURES

## Standards and Compliances:



### ISO 9001:2008

Quality Management System

EN 61587 -1:2012

Mechanical Structures for Electronic Equipment, Cabinets

IEC 297-2 Overall Cabinet Dimensions

EN 60529- IP66 protection against Water Ingress and Dust Entry

EN 62262- IK10 Mechanical Impact Resistance



### CE MARKING

EN 60950-1:2006

Information technology equipment

Safety - Part - 1

General Characteristics



### Environment Friendly

\* ISO 14001 Environmental

Management System

\* RoHS Compliancy

\* 100% Recyclable Material



## LANDE NEW GENERATION RADIUS MINI SECURITY POLE TYPE STANDARD and BALLISTIC (ARMOURED) TYPE CABINET

Part Number	Product Description	Product Dimensions WxDXH (mm)	Packed Sizes (mm)	Product Net Weight (kgs)	Product Gross Weight (kgs)	QTY inside Palette (pieces)	Palette Sizes (mm)	Palette Weight (kgs)
LN-MOB08-LG	LANDE NEW GENERATION RADIUS MINI SECURITY POLE TYPE STANDARD CABINET RAL 7035, L.GREY	600x300x565	675x410x585	56	57,5	7	680x1300x2350	411
LN-MOB09-ZRH-LG	LANDE NEW GENERATION RADIUS MINI SECURITY BALLISTIC (ARMOURED) TYPE CABINET RAL 7035, L. GREY	600x300x565	675x410x585	74	75,5	7	680x1300x2350	537

# LANDE NEW GENERATION RADIUS MINI SECURITY POLE TYPE STANDARD and BALLISTIC (ARMOURED) TYPE CABINET GENERAL FEATURES

## LANDE NEW GENERATION RADIUS MINI SECURITY POLE TYPE STANDARD and BALLISTIC (ARMOURED) TYPE CABINET GENERAL FEATURES

**Security Cabinet:** LANDE Security Cabinets with Pole mount version, enable protecting your valuable and sensitive equipments with its unique design. It is well protected against rain, snow, wind, sun radiation and earthquakes. With its perfect resistance to corrosion, protects your technological investments against environmental effects. There is 10.mm thickness isolation material.

**Isolation of Security Cabinet:** Double skin structure with insulation is an effective solution to minimize environmental and territorial effects. The filtered panels allows ambient cold&fresh air to get in to the cabinet and reduces the internal heat naturally. Circulation fans are used to discharge the hot air from inside and by reducing heat it protects your active components.

**Cabinet Structure:** Cabinets are designed as double skin structure, Material is DX51D+Zn275 gr/m2 zinc plated. According to EN 61587-1 / 6.4 IEC 60529 IP66 Protection class maintained based on Solid body entries and Water ingress. Fan and Filter combinations attached provides IP54 protection class. Three Point locking system WK2 helps maintaining the IP66 protection class. Mono-block welded structure, RAL 7035 light grey polyester outdoor painting finish protects the cabinet from corrosion. Un-flammable and fire retardant painting is applied.

## LANDE NEW GENERATION RADIUS MINI SECURITY POLE TYPE STANDARD and BALLISTIC (ARMOURED) TYPE CABINET DETAILED CONSTRUCTIONAL FEATURES

**Double Skin Structure:** Double Skin and isolation infilled panels protects the equipments inside cabinet from external effects, mechanical impacts, vandalism, harsh environmental conditions. External skin is 1,5mm DX51D+Zn275 zinc plated steel material structure with nano technology, high corrosion resistance polyester outdoor electrostatic painting applied. Inner skin is 1,5mm DX51D+Zn275 zinc plated steel material with painting. Between outer and inner skins there is 10mm isolation material.

**Armour Structure:** Ballistic type Radius Security cabinet model has a special ballistic strength with armor material EN 1522/1523 FB4 + standards between skins instead of isolation material. With different armour materials, different ballistic protection class as EN 1522/1523 FB6 7.62 x 51 NATO and FB7 7.62 x 51 NATO AP can be achieved.

**Radius Corner and Canopy Structure:** With its radius corner and radius canopy structure, cabinet will have minimal external effects of wind and storm.


**Filter and Fan System:** The cabinet has a replacable filter housing, which eliminates water and dust entry while allowing fresh air entry to the cabinet. The upper chasis of cabinet is equipped with 2way fan including thermostat. The canopy roof is hinged and allows external access to the fan module for replacement and maintenance. Single cycle 2 way fan system allows fresh air entry from bottom and discharge accumulated heat from the ventilation louvers under the canopy.

In the ballistic model, bottom case of cabinet full filled with ballistic armour. So, there is no fresh air filter. To avoid negative air pressure, it has been designed as one of the fans to discharge the accumulated heated air from the cabinet while the other fan pushes fresh air to inside of the cabinet.

**Easy Pole Assembly:** Special designed pole assembly brackets allows the cabinet to be hanged over the pole, after internal assembly is finished. The following kits are supplied as an accessory.

Type-1 Heavy Duty Type Pole Assembly Kit.

Type-2 Economic Clamp Type Pole Fixing Kit





# LANDE NEW GENERATION RADIUS MINI SECURITY POLE TYPE STANDARD and BALLISTIC (ARMOURED) TYPE CABINET GENERAL FEATURES

## LANDE NEW GENERATION RADIUS MINI SECURITY POLE TYPE STANDARD and BALLISTIC (ARMOURED) TYPE CABINET DETAILED CONSTRUCTIONAL FEATURES

**Assembly of Camera:** There are 4 camera mounting points on the cabinet. Mostly 1 mobile and 3 fixed cameras used in standard applications. Camera connection points are closed with metal points and shipped with those panels.

**Mounting Rails:** There are 3 pcs DIN rails in sufficient sizes which are available to place industrial devices and electrical equipments.

**Movable UPS Shelf:** The wheeled and movable structure of UPS shelf allows to read the front panel of the device. It can be pushed back after the control process ends.

**Modem, Device, Switch Shelf:** There is a separate shelf structure on the upper right partition of the enclosure which allows to accommodate modem-switch or such devices.

**Lighting:** By the automatic LED lighting unit that illuminates when door is opened and allows visibility to inside of cabinets during nights or dark environment conditions. Site operations can run continuously. It can be supplied as an accessory.

**Painting:** Outdoor style polyester paint applied to resist environmental corrosive effects. It also resists to sun radiation. Standard applied color is RAL7035 Light Grey.

**Top Cover Canopy Structure:** Hinged top cover module allows you to operate, maintain, repair, clean, installation from outside while system runs. The angled structure prevents rainwater from accumulating on the topcover. Radius (oval) angled structure of top cover accommodate to cabinet main body construction to minimize the effect of wind and storm. Stopper mechanism is hidden inside top cover. This feature keeps the top cover open while installation or maintenance is in process on the field.

**Front Door Structure and Lock System:** Hidden hinge, recessed on flange double-skinned front panel is available. Antivandal in the WK2 standard 3 Points locking system with handle and gasket, the front door provides maximum safety and sealing when turned off. Stopper mechanism provides easy work for field operators during windy and stormy weathers. It has a sealing gasket structure. Thanks to the excellent sealing Polyurethane EPDM based long life sealing system, provides excellent leakproofing even cold/hot weather condition.


**Door Switch:** To receive a warning when the front door of cabinet opened or to enable or disable other systems, doors switches can be integrated. 1 or 2 switch integrations can be provided as an accessory.

**Cable Management Rings:** By using the self-threaded special screw system, cable management rings -as an accessory - can be placed anywhere in the interior surface of the cabinet in desired quantities to set up cable management infrastructure.

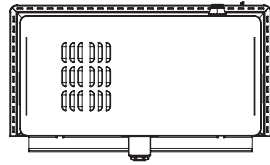
You can see from accessory chart, 1 package is consist of 5 pcs of cable organizer. For LN-MOB08-LG and for LN-MOB09-ZRH-LG. The maximum advised amount of usage is 10 pcs = 2 packages.

**PDU:** On/off Plastic 6 way PDU can be provided as an accessory. Please refer accessory chart.


**Cable Entry:** There are 3 types of cable entry. Socket type, 90 degree protected pipe type and 45 degree protected pipe type. All 3 types have feature that can be used for the same product. Socket type is used in standard configuration. In case of need for different type cable entry, please choose cable entry model that you need from accessory chart.



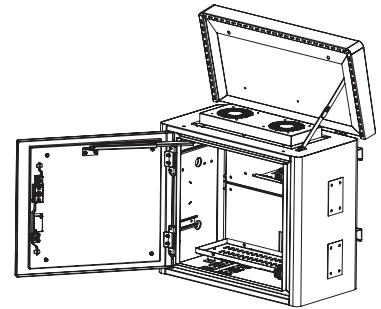
# LANDE NEW GENERATION RADIUS MINI SECURITY POLE TYPE STANDARD CABINET DRAWINGS



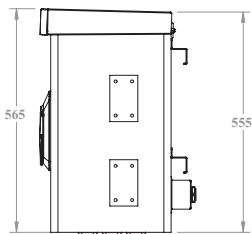
**BOTTOM VIEW**



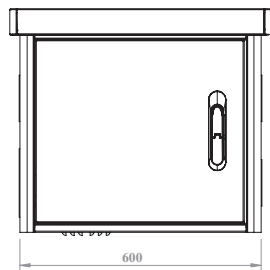
**ISOMETRIC VIEW**



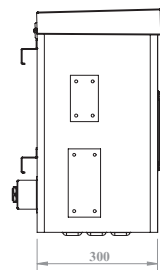
**FRONT DOOR AND  
TOP COVER OPEN  
ISOMETRIC VIEW**



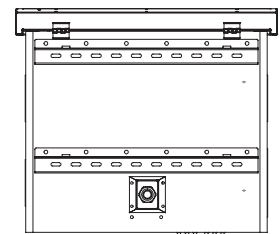
**LEFT SIDE VIEW**



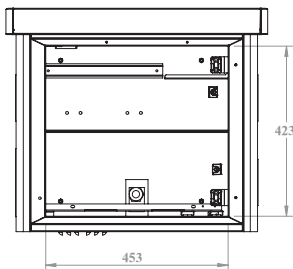
**FRONT VIEW**



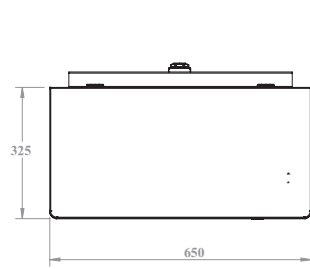
**RIGHT SIDE VIEW**



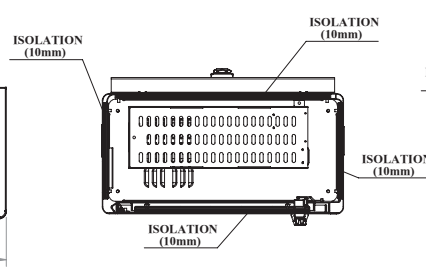
**REAR VIEW**



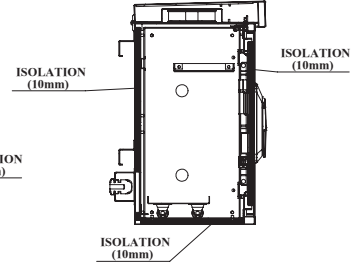
**WITHOUT FRONT  
DOOR VIEW**



**TOP VIEW**



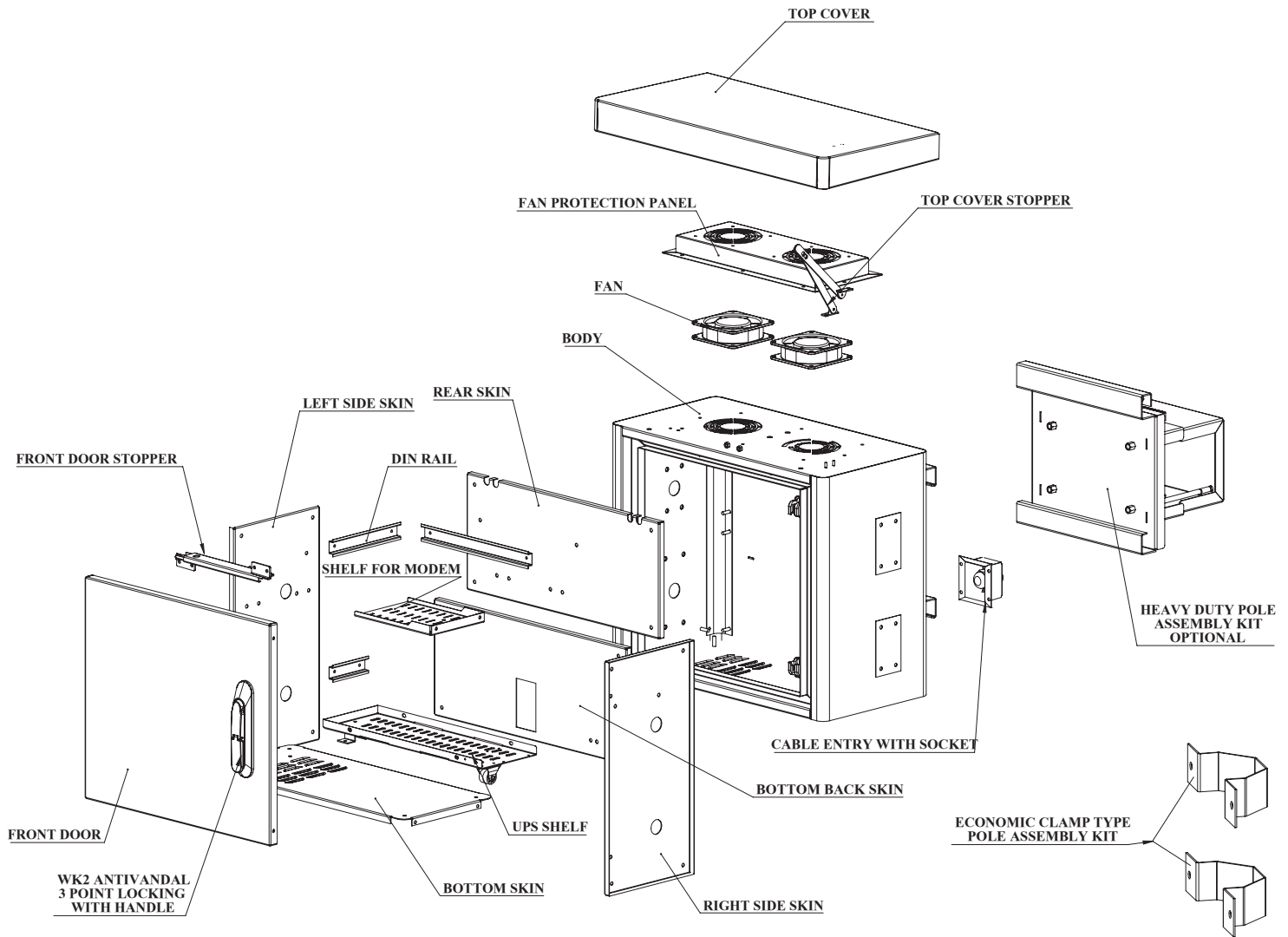
**UPPER VIEW**



**SIDE VIEW**

LANDE NEW GENERATION RADIUS MINI SECURITY POLE TYPE STANDARD CABINET								
Part Number	Product Description	Product Dimensions WxDxH (mm)	Packed Sizes (mm)	Product Net Weight (kgs)	Product Gross Weight (kgs)	QTY inside Palette (pieces)	Palette Sizes (mm)	Palette Weight (kgs)
LN-MOB08-LG	LANDE NEW GENERATION RADIUS MINI SECURITY POLE TYPE STANDARD CABINET RAL 7035, L.GREY	600x300x565	675x410x585	56	57,5	7	680x1300x2350	411

# LANDE NEW GENERATION RADIUS MINI SECURITY POLE TYPE STANDARD CABINET DRAWINGS



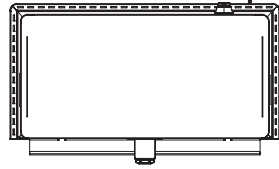
## EXPLODED VIEW

LANDE NEW GENERATION RADIUS MINI SECURITY POLE TYPE STANDARD CABINET								
Part Number	Product Description	Product Dimensions WxDxH (mm)	Packed Sizes (mm)	Product Net Weight (kgs)	Product Gross Weight (kgs)	QTY inside Palette (pieces)	Palette Sizes (mm)	Palette Weight (kgs)
LN-MOB08-LG	LANDE NEW GENERATION RADIUS MINI SECURITY POLE TYPE STANDARD CABINET RAL 7035, L.GREY	600x300x565	675x410x585	56	57,5	7	680x1300x2350	411


## SHIPPING CONFIGURATION: LANDE NEW GENERATION RADIUS MINI SECURITY POLE TYPE STANDARD CABINET

Lande New Generation Radius MINI SECURITY Pole Type Cabinet, Radius Type Oval Corner, Hidden Hinged Recessed Door on Flange double-skinned front door, Outer Wall 1,5mm, Inner Wall 1,5mm- Single-Volume, Single cycle 2 way fan + thermostat ventilation system, hinged type stopper - top cover system. Heavy Duty or Economic Clamp Type Pole Fixing kit is provided as an accessory. Socket Type Cable Entry 1 pcs, 19" mounting rail CANNOT be included as the cabinet is not in 19" standards, Camera Assembly Place 4 pcs, Camera Assembly Place Cover Plate 4 pcs, WK2 Antivandal lock with handle - 3 point locking, Cable Management Rings are provided as accessories, DIN Rail in appropriate size 3 Pcs, Lighting Module is provided as an accessory. UPS Shelf is available. There is a dedicated shelf for the extra device / modem / switch. Door switches / switches are added as accessories. No power socket module is added but if requested. Plastic Power Module can be supplied (NOT 19"). The fresh air inlet removable cleanable filter from inside is available. RAL 7035 is Light Grey Color.

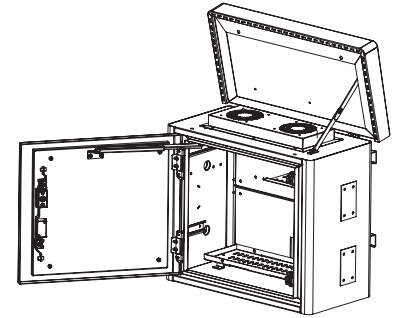
# LANDE NEW GENERATION RADIUS MINI SECURITY POLE TYPE BALLISTIC (ARMOURED) CABINET DRAWINGS



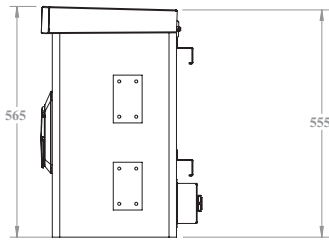
**BOTTOM VIEW**



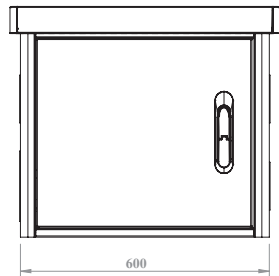
**ISOMETRIC VIEW**



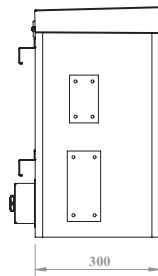
**FRONT DOOR AND TOP COVER OPEN ISOMETRIC VIEW**



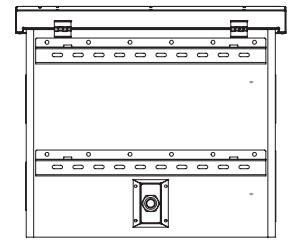
**LEFT SIDE VIEW**



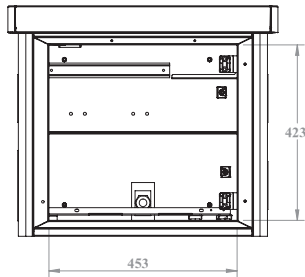
**FRONT VIEW**



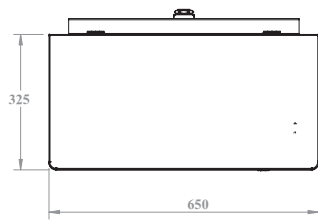
**RIGDT SIDE VIEW**



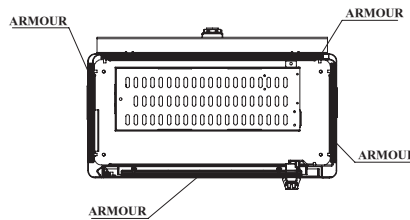
**REAR VIEW**



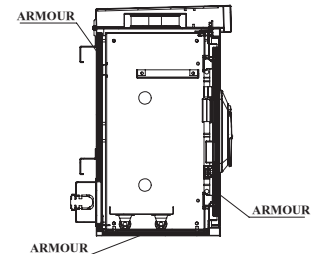
**WITHOUT FRONT DOOR VIEW**



**TOP VIEW**



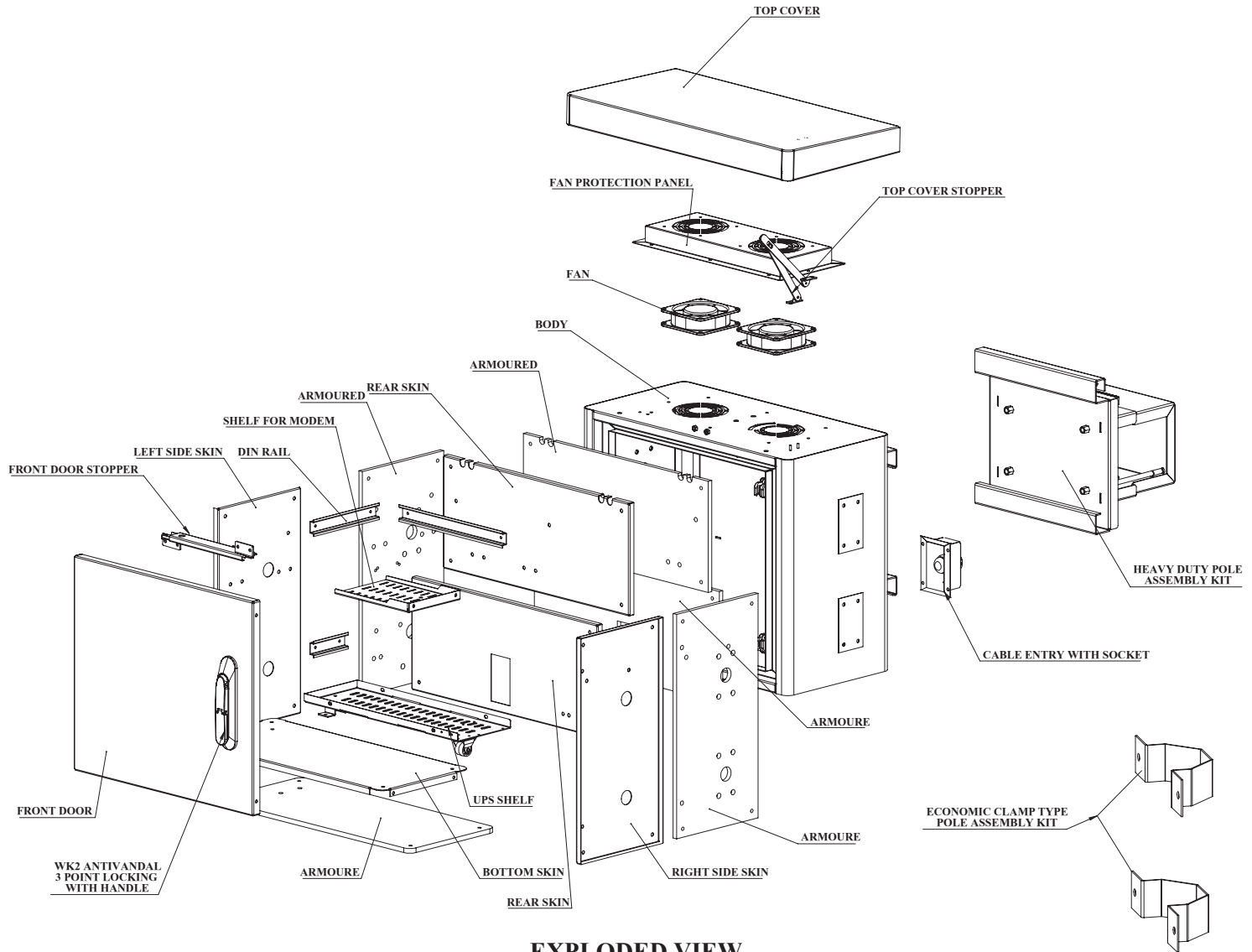
**UPPER VIEW**



**SIDE DETAILED VIEW**

LANDE NEW GENERATION RADIUS MINI SECURITY POLE TYPE BALLISTIC (ARMOURED) CABINET								
Part Number	Product Description	Product Dimensions WxDxH (mm)	Packed Sizes (mm)	Product Net Weight (kgs)	Product Gross Weight (kgs)	QTY inside Palette (pieces)	Palette Sizes (mm)	Palette Weight (kgs)
LN-MOB09-ZRH-LG	LANDE NEW GENERATION RADIUS MINI SECURITY POLE TYPE BALLISTIC (ARMOURED) CABINET RAL 7035 L. GREY	600x300x565	675x410x585	74	75,5	7	680x1300x2350	537

# LANDE NEW GENERATION RADIUS MINI SECURITY POLE TYPE BALLISTIC (ARMOURED) CABINET DRAWINGS



**EXPLODED VIEW**

LANDE NEW GENERATION RADIUS MINI SECURITY POLE TYPE BALLISTIC (ARMOURED) CABINET									
Part Number	Product Description	Product Dimensions WxDxH (mm)	Packed Sizes (mm)	Product Net Weight (kgs)	Product Gross Weight (kgs)	QTY inside Palette (pieces)	Palette Sizes (mm)	Palette Weight (kgs)	
LN-MOB09-ZRH-LG	LANDE NEW GENERATION RADIUS MINI SECURITY POLE TYPE BALLISTIC (ARMOURED) CABINET RAL 7035 L. GREY	600x300x565	675x410x585	74	75,5	7	680x1300x2350	537	

## SHIPPING CONFIGURATION: LANDE NEW GENERATION RADIUS MINI SECURITY POLE TYPE BALLISTIC (ARMOURED) CABINET

Lande New Generation Radius MINI SECURITY Pole Type Cabinet, Radius Type Oval Corner, Hidden Hinged Recessed Door on Flanged double-skinned front door, double-wall, wall-to-wall (skin to skin) Armour Material Outer Wall 1,5mm, Inner Wall 1,5mm- Single-Volume, Single cycle 2 way fan + thermostat ventilation system, hinged type stopper - top cover system. Heavy Duty or Economic Clamp Type Pole Fixing kit is provided as an accessory. Socket Type Cable Entry 1 pcs, 19" mounting rail CANNOT be included as the cabinet is not in 19" standards, Camera Assembly Place 4 pcs, Camera Assembly Place Cover Plate 4 pcs, WK2 Antivandal lock with handle - 3 point locking, Cable Management Rings are provided as accessories, DIN Rail in appropriate size 3 Pcs, Lighting Module is provided as an accessory. UPS Shelf is available. There is a dedicated shelf for the extra device / modem / switch. Door switches / switches are added as accessories. No power socket module is added but if requested. Plastic Power Module can be supplied (NOT 19"). The fresh air inlet removable cleanable filter from inside is available. RAL 7035 is Light Grey Color.



# LANDE NEW GENERATION RADIUS MINI SECURITY POLE TYPE STANDARD and BALLISTIC (ARMOURED) CABINET ACCESSORY SELECTION CHART

ACCESSORY SELECTION and COMPATIBILITY CHART				
Part Nr.	Product Definition	Picture	LN-MOB08-LG	LN-MOB09-ZRH-LG
LN-PRZ-ONF-XU6P-PLS	6 way ON/OFF Switched Plastic Pdu With 2 Meter Cable, Schuko Type DIN49441 Plug, 220-250VAC		☺	☺
LN-KDG-KKM-4430-LG	Cable Rings 44x30mm (1 set : 5 pcs)		☺	☺
LN-KGM-SKT-01	Socket Type Protection Cable Entry Unit		✓	✓
LN-KGM-BRT-01	90° Protection Pole Type Cable Entry Unit		☺	☺
LN-KGM-BRT-02	45° Protection Pole Type Cable Entry Unit		☺	☺
LN-DGR-AYD-1UOT-XX	Lighting Module with Sensor, Automatically Led Lighting On while Magneted Doors Are Open.		☺	☺
LN-SBO-PL-KIT-LG-HD	Heavy Duty Type Pole Assembly Kit		☺	☺
LN-SBO-PL-KIT-GL-EC	Economic Clamp Type Pole Assembly Kit		☺	☺
LN-SWT-1L	Door Stopper, Metal Mounting Bracket And Screw Set Included - 1 pcs Switch Included.		☺	☺

✓	Included in shipping configuration.
☺	Supplied as accesories, compatible, can be ordered.

# LANDE IP66 FIELD ENCLOSURES SECURITY CABINETS FLOOR TYPE - POLE TYPE GENERAL FEATURES

## Standards and Compliances:



### ISO 9001:2008

Quality Management System

EN 61587 -1:2012

Mechanical Structures for Electronic Equipment, Cabinets

IEC 297-1, 19" Mounting

IEC 297-2 Overall Cabinet Dimensions

EN 60529- IP66 protection against Water

Ingress and Dust Entry

EN 62262- IK10 Mechanical Impact Resistance



### CE MARKING

EN 60950-1:2006

Information technology equipment

Safety - Part - 1

General Characteristics



### Environment Friendly

\* ISO 14001 Environmental

Management System

\* RoHS Compliancy

\* 100% Recyclable Material

## POLE TYPE



## FLOOR TYPE



## IP66 FIELD ENCLOSURES SECURITY CABINETS FLOOR TYPE - POLE TYPE

Part Number	Product Description	Product Dimensions WxDxH (mm)	Packed Sizes (mm)	Product Net Weight (kg)	Product Gross Weight (kg)	QTY inside Palette (pieces)	Palette Sizes (mm)	Palette Weight (kg)
LN-IP66-12U6540-LG-D	Lande IP66 W650mm x D400mm x H745mm Field Enclosure RAL 7035, (POLE TYPE- Outer skin 1,5mm, Inner skin 1,0mm)	650x400x745	710x510x760	46	48	5	800x1200x2200	250
LN-IP66-12U6540-LG-Z	Lande IP66 W650mm x D400mm x H845mm Field Enclosure RAL 7035, (FLOOR TYPE- Outer Skin 3,0mm, Inner skin 2,0mm)	650x400x845	710x485x860	97	99	5	880x1080x2350	505
LN-IP66-12U6545-LG-D	Lande IP66 W650mm x D450mm x H745mm Field Enclosure RAL 7035, (POLE TYPE- Outer skin 1,5mm, Inner skin 1,0mm)	650x450x745	710x560x760	53	55	5	800x1200x2250	285
LN-IP66-12U6545-LG-Z	Lande IP66 W650mm x D450mm x H845mm Field Enclosure AL 7035, (FLOOR TYPE- Outer skin 3,0mm, Inner skin 2,0mm)	650x450x845	710x535x860	115	117	5	800x1200x2350	595
LN-IP66-12U6560-LG-D	Lande IP66 W650mm x D600mm x H745mm Field Enclosure RAL 7035, (POLE TYPE- Outer skin 1,5mm, Inner skin 1,0mm)	650x600x745	710x710x760	68	70	2	800x800x1660	150
LN-IP66-12U6560-LG-Z	Lande IP66 W650mm x D600mm x H845mm Field Enclosure RAL 7035, (FLOOR TYPE- Outer skin 3,0mm, Inner skin 2,0mm)	650x600x845	710x685x860	130	132	2	800x800x1840	274

# LANDE IP66 FIELD ENCLOSURES SECURITY CABINETS

## FLOOR TYPE - POLE TYPE GENERAL FEATURES

### LANDE IP66 FIELD ENCLOSURES SECURITY CABINETS FLOOR TYPE - POLE TYPE GENERAL FEATURES

**Security Cabinet:** LANDE Field enclosures -Security Cabinets with Pole mount and Floor type versions , enable protecting your valuable and sensitive equipments with its unique design. It is well protected against to rain, snow, wind, sun radiation and earthquakes. With its perfect resistance against to corrosion, protects your technological investments against environmental effects. Overall between the inner and outhter skin there is 10mm thickness isolation material.

**Isolation on Cabinet:** Double skin structure with insulation is an effective solution to minimize environmental and territorial effects. The filtered panels allows ambient cold&fresh air to get in to the cabinet and reduces the internal heat naturally. Circulation fans are used to discharge the hot air from inside and by reducing heat it protects your active components.

**Cabinet Structure:** Cabinets are designed as double skin structure, Material is DX51D+Zn275 gr/m2 zinc plated. According to EN 61587-1 / 6.4 IEC 60529 IP66 Protection class maintained based on Solid body entries and Water ingress. Fan and Filter combinations attached provides IP54 protection class. Fully EPDM gasketted front door is available. WK2 Antivandal lock with handle - 3 point locking helps maintaining the IP66 protection class. Mono-block welded structure, RAL 7035 light grey polyester outdoor painting finish protects the cabinet from corrosion. Un-flammable and fire retardant painting is applied.

### LANDE IP66 FIELD ENCLOSURES SECURITY CABINETS FLOOR TYPE - POLE TYPE DETAILED CONSTRUCTIONAL FEATURES

**Double Skin Structure:** Double Skin and isolation infilled panels protects the equipments inside cabinet from external effets, mechanical impacts, vandalism, harsh environmental conditions. Pole type; outer skin is 1.5mm, inner skin 1.0mm, floor type; outer skin 3.0mm, inner skin 2.0mm DX51D+Zn275 zinc plated steel material structrure with nano technology , high corrosion resistance polyester outdoor electrostatic painting applied. DX51D+Zn275 zinc plated steel material with painting. Between outer and inner skins there is 10mm isolation material.

**Corner and Top Cover Structure:** 90 degree corner structured. Top cover is Crossfall Canopy.

**Filter and Fan System:** 2 way fan cycle is available. There are 2 units of 2 way fans with thermostat which are working independently on the upper and bottom sections of cabinet. The bottom 2 way fan unit takes the fresh air from the filter protected ventilation clean air inlet and discharge from the left side of the cabinet. The upper 2 way fan unit takes the fresh air from the filter protected ventilation clean air inlet and discharge from the top louver of canopy. Access to fans at bottom is possible by opening the front door, access to fans at top is possible by opening hinged top cover.

**Easy Pole Assembly:** Special designed pole assembly brackets allows the cabinet to be hanged over the pole, after internal assembly is finished.

Type 1 - Heavy Duty Type Pole Assembly Kit

Type 2 - Economic clamp type pole fixing brackets are already included in shipping configuration.

**Easy Floor Assembly:** For the floor type model H100mm plinth is in standard product configuration. There is louver at back side of plinth for fresh air.

**Camera Assembly:** Hence there are 2 different fan systems on the cabinet, cameras should be installed to the pole but not on the enclosure. Assembly points and camera qty can be specified according to project applications.

**Mounting Rails:** DIN rails in 50 cm length offered as an accessory to place industrial devices and electrical equipments.



# LANDE IP66 FIELD ENCLOSURES SECURITY CABINETS

## FLOOR TYPE - POLE TYPE GENERAL FEATURES

### LANDE IP66 FIELD ENCLOSURES SECURITY CABINETS FLOOR TYPE - POLE TYPE DETAILED CONSTRUCTIONAL FEATURES

**19" Mounting Profile:** There is mounting profile 19" 6U usable size 1,5mm thickness 1 set :2 pcs. Installed to upper section. All 19" sized accessories can be used inside cabinet. For suitable 19" accessories, you can check main catalogue.

**Fixed Shelf:** In this dual-volume product model, the partition separator is fixed as it has shelf feature and blocks the air passage from compartment to compartment. This compartment shelf is positioned between the lower and upper compartment. 70\*140mm 2pcs brushed cable access are available between sections.

**Lighting:** By the automatic LED lighting unit that illuminates when door is opened and allows visibility to inside of cabinets during nights or dark environment conditions. Site operations can run continuously. It can be supplied as an accessory.

**Painting:** Outdoor style polyester paint applied to resist environmental corrosive effects . It also resists to sun radiation. Standard applied color is RAL7035 Light Grey.

**Top Cover Canopy Structure:** Stopper mechanism is hidden inside top cover.This feature keeps the top cover open while installation or maintenance is in process on the field.

**Front door and Lock System:** In shipping configuration, Hidden hinge closing over flange double-skinned front door with the Antivandal WK2 standard 3 Points locking system handle and gasket, the front door provides maximum safety and sealing when the door is closed. It has a sealing gasket structure.Thanks to the excellent sealing Polyurethane EPDM based long life sealing system, provides excellent IP protection even cold/hot wheather condition.

In addition there are 2 pcs inner door structure which are lockable for each compartment which ensures more security. Even if front door is left open still the enclosure is safe and secure in terms of access and still provides contribution to IP protection.

**Door Switch:** To receive a warning when the front door of cabinet opened or to enable or disable other systems , doors switches can be integrated. 1 or 2 switch integrations can be provided as an accessory.

**Cable Management Rings:** : By using the self-threaded special screw system cable management rings -as an accessory - can be placed anywhere in the interior surface of the cabinet in desired quantities to set up cable Management infrastructure.

You can see from accessory chart, 1 package is consist of 5 pcs of cable organizer. For LN-IP66-12U65..... part numbered enclosures the maximum adviced amount of usage is 10 pcs = 2 packages.

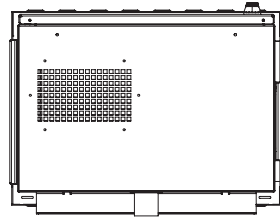
**PDU:** On/off Plastic 6 way PDU or 19" 1U Rack mount with 16A cct breaker PDU can be provided as an accessory. Please refer accessory chart. For different socket type of 19" PDUs please refer to main catalogues.

**Cable Entry:** There are 3 types of cable entry. Socket type , 90 degree protected pipe type and 45 degree protected pipe type . All 3 types have feature that can be used for the same product. 2pcs 90 degree protected pipe type cable entry are used in standard configuration. In case of need for different type cable entry, please choose cable entry model that you need from accessory chart. For Floor Type Model, PG gland cable entry available at bottom and back side of enclosure. 2xPG21, 1xPG48 and 2 Pcs 28mm sized PVC cover available. 70x140mm 2 pcs plastic cover plated cable entry is also available between sections.

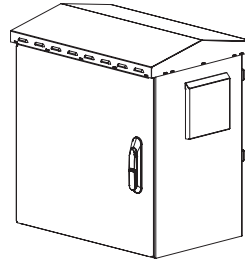
**Inner Doors:** Inner door has a contribution to EN 60529 IP66 protection class structure. Every section is designed with lockable inner door structure. It is a support to outer door against dust and water.



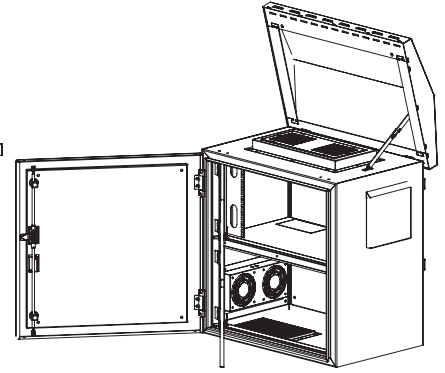
# LANDE IP66 FIELD ENCLOSURES SECURITY CABINETS POLE TYPE DRAWINGS



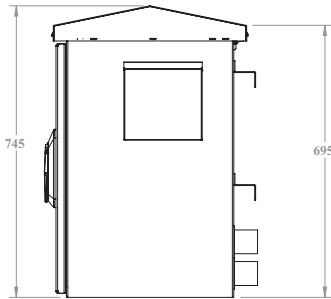
**BOTTOM VIEW**




**ISOMETRIC VIEW**



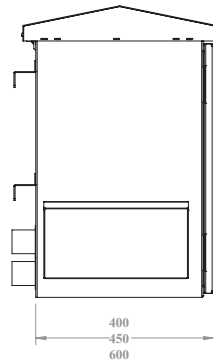
**FRONT DOOR  
AND TOP COVER OPEN,  
ISOMETRIC VIEW**



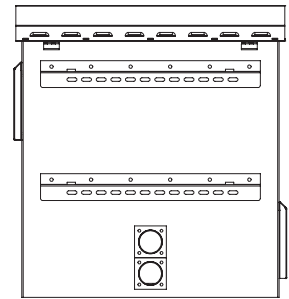
**LEFT SIDE VIEW**



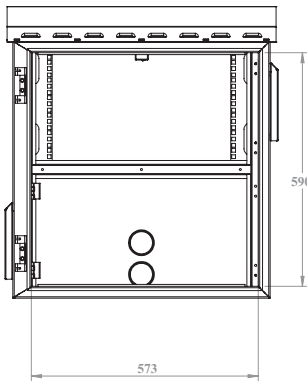
**FRONT VIEW**



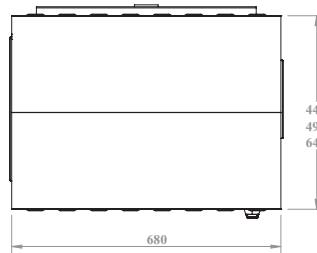
**RIGHT SIDE VIEW**



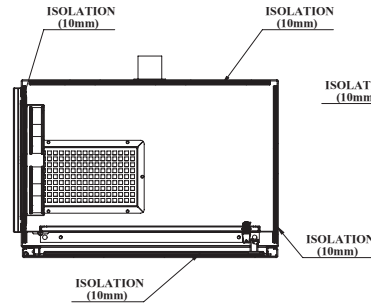
**REAR VIEW**



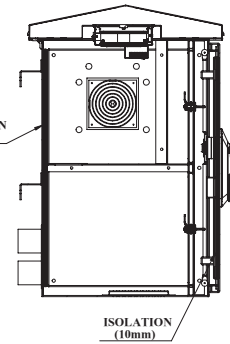
**FRONT INSIDE VIEW**



**TOP VIEW**



**UPPER DETAILED VIEW**

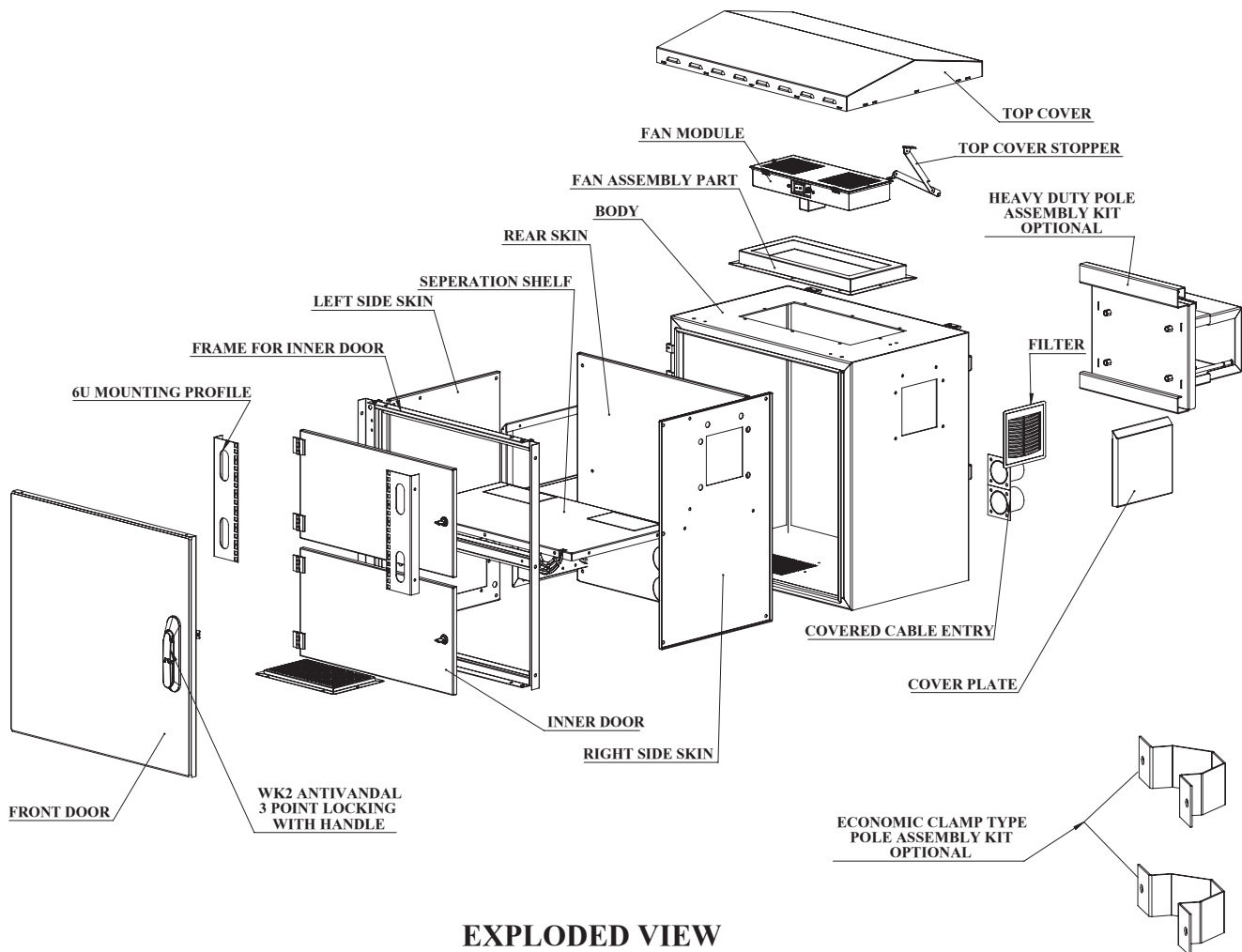


**SIDE DETAILED VIEW**

LANDE IP66 FIELD ENCLOSURES SECURITY CABINETS POLE TYPE									
Part Number	Product Description	Product Dimensions WxDxH (mm)	Packed Sizes (mm)	Product Net Weight (kg)	Product Gross Weight (kg)	QTY inside Palette (pieces)	Palette Sizes (mm)	Palette Weight (kg)	
LN-IP66-12U6540-LG-D	Lande IP66 W650mm x D400mm x H745mm Field Enclosure RAL 7035 , (POLE TYPE- Outer Skin 1,5mm, Inner Skin 1,0mm)	650x400x745	710x510x760	46	48	5	800x1200x2200	250	
LN-IP66-12U6545-LG-D	Lande IP66 W650mm x D450mm x H745mm Field Enclosure RAL 7035 , (POLE TYPE- Outer Skin 1,5mm, Inner Skin 1,0mm)	650x450x745	710x560x760	53	55	5	800x1200x2250	285	
LN-IP66-12U6560-LG-D	Lande IP66 W650mm x D600mm x H745mm Field Enclosure RAL 7035 , ( POLE TYPE- Outer Skin 1,5mm, Inner Skin 1,0mm)	650x600x745	710x710x760	68	70	2	800x800x1660	150	



# LANDE IP66 FIELD ENCLOSURES SECURITY CABINETS POLE TYPE DRAWINGS



**EXPLODED VIEW**

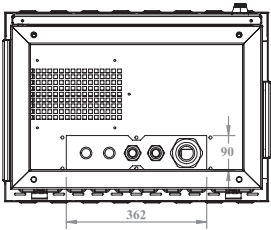
## LANDE IP66 FIELD ENCLOSURES SECURITY CABINETS POLE TYPE

Part Number	Product Description	Product Dimensions WxDxH (mm)	Packed Sizes (mm)	Product Net Weight (kg)	Product Gross Weight (kg)	QTY inside Palette (pieces)	Palette Sizes (mm)	Palette Weight (kg)
LN-IP66-12U6540-LG-D	Lande IP66 W650mm x D400mm x H745mm Field Enclosure RAL 7035 , (POLE TYPE- Outer Skin 1,5mm, Inner Skin 1,0mm)	650x400x745	710x510x760	46	48	5	800x1200x2200	250
LN-IP66-12U6545-LG-D	Lande IP66 W650mm x D450mm x H745mm Field Enclosure RAL 7035 , (POLE TYPE- Outer Skin 1,5mm, Inner Skin 1,0mm)	650x450x745	710x560x760	53	55	5	800x1200x2250	285
LN-IP66-12U6560-LG-D	Lande IP66 W650mm x D600mm x H745mm Field Enclosure RAL 7035 , ( POLE TYPE- Outer Skin 1,5mm, Inner Skin 1,0mm)	650x600x745	710x710x760	68	70	2	800x800x1660	150


## SHIPPING CONFIGURATION: POLE TYPE, IP66 FIELD ENCLOSURE

12U (19" 6U upper compartment and 6U size equivalent non 19" lower compartment - W600mm x D400/450/600mm Field Enclosure. 90 degree Cornered, Flanged system hinged door, double-wall, 10mm insulation material between the walls, Outer Wall 1,5mm, Inner Wall 1mm- Dual-Volume, Ventilation System with 2 different cycles 2Fan with Thermostat, crossfall structure Top Cover Hinged with Stopper. Heavy Duty or Economic Clamp Type Pole Fixing kit is provided as an accessory. 2 pcs of 90 degree pipe protected type cable entry is available, 6U 19" mounting rail is available at the upper compartment 1set-2 pcs. No camera mounting hole is available, Camera connections are recommended externally. If required the camera mounting holes can be made upon demand. WK2 Antivandal lock with handle - 3 point locking is available. Cable Management Rings are provided as accessories. DIN Rail is supplied as an accessory. Lighting Module is provided as an accessory. UPS shelf is not available, there is a separate lockable inner cover for each compartment, there is a compartment shelf that does not make air pass between the two compartments. A dedicated shelf for the extra device / modem / switch is added as accessory. Door switch / switches are added as accessories. No power socket module is added but if requested. Choice of plastic or aluminium socket modules are supplied as accessory. The fresh air inlet removable cleanable filter from inside is available. RAL 7035 is Light Grey Color.

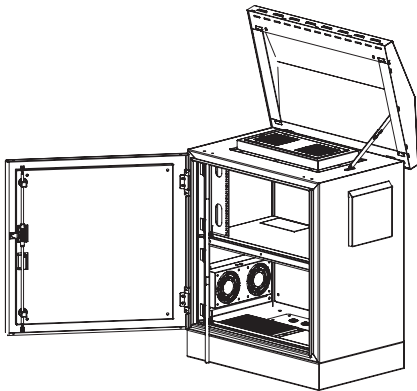
LANDE IP66 FIELD ENCLOSURES SECURITY CABINETS  
FLOOR TYPE DRAWINGS



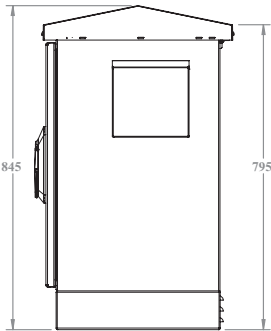
BOTTOM VIEW



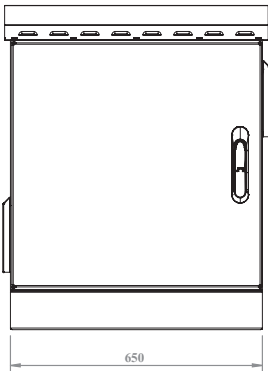
ISOMETRIC VIEW




FRONT DOOR  
AND TOP COVER OPEN,  
ISOMETRIC VIEW




LEFT SIDE VIEW



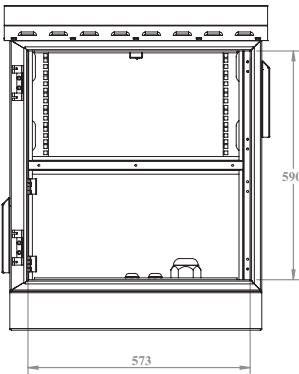
FRONT VIEW



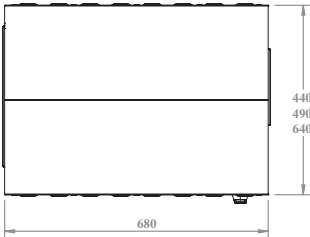
RIGHT SIDE VIEW



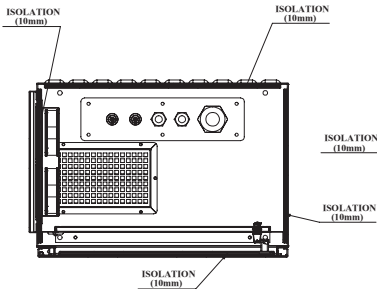
REAR VIEW



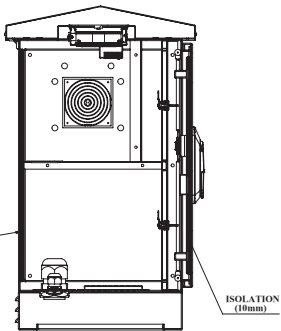
WITHOUT FRONT  
DOOR VIEW



TOP VIEW



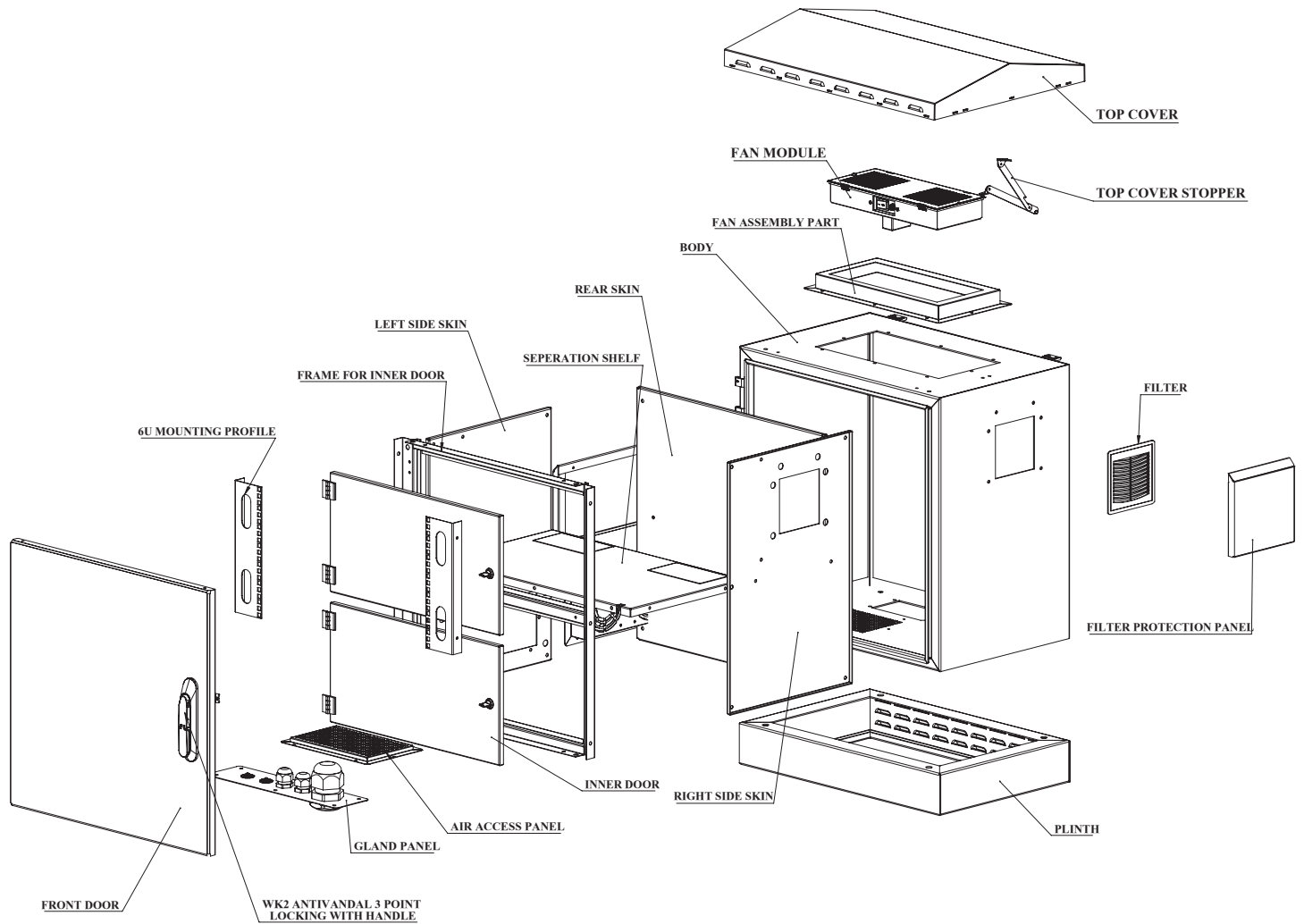
UPPER DETAILED VIEW



SIDE DETAILED VIEW

IP66 FIELD ENCLOSURES SECURITY CABINETS- FLOOR TYPE								
Part Number	Product Description	Product Dimensions WxDxH (mm)	Packed Sizes (mm)	Product Net Weight (kg)	Product Gross Weight (kg)	QTY inside Palette (pieces)	Palette Sizes (mm)	Palette Weight (kg)
LN-IP66-12U6540-LG-Z	Lande IP66 W650mm x D400mm x H845mm Field Enclosure RAL 7035, (FLOOR TYPE- Outer skin 3,0mm, Inner skin 2,0mm)	650x400x845	710x485x860	97	99	5	880x1080x2350	505
LN-IP66-12U6545-LG-Z	Lande IP66 W650mm x D450mm x H845mm Field Enclosure RAL 7035, (POLE TYPE- Outer Skin 1,5mm, Inner skin 1,0mm)	650x450x845	710x535x860	115	117	5	800x1200x2350	595
LN-IP66-12U6560-LG-Z	Lande IP66 W650mm x D600mm x H845mm Field Enclosure RAL 7035, (POLE TYPE- Outer Skin 1,5mm, Inner skin 1,0mm)	650x600x845	710x685x860	130	132	2	800x800x1840	274

# IP66 FIELD ENCLOSURES SECURITY CABINETS FLOOR TYPE DRAWINGS



EXPLODED VIEW

## IP66 FIELD ENCLOSURES SECURITY CABINETS- FLOOR TYPE

Part Number	Product Description	Product Dimensions WxDxH (mm)	Packed Sizes (mm)	Product Net Weight (kg)	Product Gross Weight (kg)	QTY inside Palette (pieces)	Palette Sizes (mm)	Palette Weight (kg)
LN-IP66-12U6540-LG-Z	Lande IP66 W650mm x D400mm x H845mm Field Enclosure RAL 7035, (FLOOR TYPE- Outer skin 3,0mm, Inner skin 2,0mm)	650x400x845	710x485x860	97	99	5	880x1080x2350	505
LN-IP66-12U6545-LG-Z	Lande IP66 W650mm x D450mm x H845mm Field Enclosure RAL 7035, (FLOOR TYPE-Outer skin 3,0mm, Inner skin 2,0mm)	650x450x845	710x535x860	115	117	5	800x1200x2350	595
LN-IP66-12U6560-LG-Z	Lande IP66 W650mm x D600mm x H845mm Field Enclosure RAL 7035, (FLOOR TYPE- Outer Skin 3,0mm, Inner skin 2,0mm)	650x600x845	710x685x860	130	132	2	800x800x1840	274

## SHIPPING CONFIGURATION: FLOOR TYPE, IP66 FIELD ENCLOSURE

12U (19" 6U upper compartment and 6U size equivalent non 19" lower compartment. W600mm x D400/450/600mm Field Enclosure. 90 degree Cornered, Flanged system hinged door, double-wall, 10mm insulation material between the walls, Outer Wall 3mm, Inner Wall 2mm- Dual-Volume, Ventilation System with 2 different cycles 2Fan with Thermostat, crossfall structure Top Cover Hinged with Stopper. H:100mm Plinth with Louver. There is protected gland cable entry at bottom. 6U 19" mounting rail is available at the upper compartment 1set-2 pcs. No camera mounting hole, External camera mounting is highly recommended. No camera mounting hole is made upon demand (Floor Standing). WK2 Antivandal lock with handle - 3 point locking is available. Cable Management Rings are provided as accessories. DIN Rail is supplied as an accessory. Lighting Module is provided as an accessory. UPS shelf is not available, there is a separate lockable inner cover for each compartment, there is a compartment shelf that does not make air pass between the two compartments. A dedicated shelf for the extra device / modem / switch is added as accessory. Door switch / switches are added as accessories. NNo power socket module is added but if requested. Choice of plastic or aluminium socket modules are supplied as accessory. The fresh air inlet removable cleanable filter from inside is available. RAL 7035 is Light Grey Color.

# IP66 FIELD ENCLOSURES SECURITY CABINETS

## FLOOR TYPE POLE TYPE ACCESSORY SELECTION CHART

ACCESSORY SELECTION and COMPATIBILITY CHART				
Part Nr.	Product Definition	Picture	POLE TYPES LN-IP66-12U6540-LG-D LN-IP66-12U6545-LG-D LN-IP66-12U6560-LG-D	FLOOR TYPES LN-IP66-12U6540-LG-Z LN-IP66-12U6545-LG-Z LN-IP66-12U6560-LG-Z
LN-PRZ-ONF-XU6P-PLS	6 way ON/OFF Switched Plastic Pdu With 2 Meter Cable, Schuko Type DIN49441 Plug, 220-250VAC		☺	☺
LN-PRZ-SGT-1U6P-SC	6xDIN49440 Socket Schuko Power Stripe, 19" 1U, aluminium housing, 1x16A cct breaker, 4000 Watt, 250V AC, 3x1.5mm2, 2,5m cable, DIN 49441 plug, CE approval		☺	☺
LN-KDG-KKM-4430-LG	Cable Rings 44x30mm (1 set : 5 pcs)		☺	☺
LN-KGM-SKT-01	Socket Type Protection Cable Entry Unit		☺	-
LN-KGM-BRT-01	90° Protection Pole Type Cable Entry Unit		✓ x2ad	-
LN-KGM-BRT-02	45° Protection Pole Type Cable Entry Unit		☺	-
LN-DGR-AYD-1UOT-XX	Lighting Module with Sensor, Automatically Led Lighting On while Magneted Doors Are Open.		☺	☺
LN-RAF-RMO-1U20-LG	1U D=200mm 19" Rack Mount Shelf, 2 point fixing, for all cabinets at 19" provision, Load Capacity 30 kg		☺	☺
LN-SBO-PL-KIT-LG-HD	Heavy Duty Type Pole Assembly Kit		☺	-
LN-SBO-PL-KIT-GL-EC	Economic Clamp Type Pole Assembly Kit		☺	-
LN-KLT-3P-WK2	3 point locking WK2- against vandalism		✓	✓
LN-KLT-3P-ZMC	3 point locking with handle- Zamac		☺	☺
LN-SWT-1L	Door Stopper, Metal Mounting Bracket And Screw Set Included - 1 pcs Switch Included.		☺	☺
LN-WOT-DIN	W automat DIN RAIL with 50cm height Galvanised, including screw set		☺	☺
LN-KGU-RKR	Cable entry with gland, 2xPG21, 1xPG48 and 2 pcs 28mm sized PVC cover		-	✓
LN-KGU-KLK	Cable entry with brush		-	☺

✓	Available on shipment configuration
☺	Can be ordered as accessory and compatable.
-	No usage

# LANDE IP66 FIELD ENCLOSURE- SECURITY CABINETS FLOOR TYPE - POLE TYPE E- 14U CABINET GENERAL FEATURES

## Standards and Compliances:



### ISO 9001:2008

Quality Management System

EN 61587 -1:2012

Mechanical Structures for Electronic  
Equipment, Cabinets

IEC 297-1, 19" Mounting

IEC 297-2 Overall Cabinet Dimensions

EN 60529- IP66 protection against Water

Ingress and Dust Entry

EN 62262- IK10 Mechanical Impact Resistance



### CE MARKING

EN 60950-1:2006

Information technology equipment

Safety - Part - 1

General Characteristics



### Environment Friendly

\* ISO 14001 Environmental

Management System

\* RoHS Compliancy

\* 100% Recyclable Material

## POLE TYPE



## FLOOR TYPE



## LANDE IP66 FIELD ENCLOSURE- SECURITY CABINETS FLOOR TYPE-POLE TYPE 14U CABINET

Part Number	Product Description	Product Dimensions WxDxH (mm)	Packed Sizes (mm)	Product Net Weight (kg)	Product Gross Weight (kg)	QTY inside Palette (pieces)	Palette Sizes (mm)	Palette Weight (kg)
LN-IP66-14U6045-LG-D	Lande IP66 14U W600mm x D450mm Field enclosure RAL 7035 L. GREY- (POLE TYPE- Outer skin 1,5mm, Inner skin 1,0mm)	600x450x740	660x586x760	85	87	10	1350x1300x2250	887
LN-IP66-14U6045-LG-Z	Lande IP66 14U W600mm x D450mm Field enclosure RAL 7035 L. Grey (FLOOR TYPE , Outer skin 3,0mm, Inner skin 2,0mm)	600x450x840	660x535x860	120	122	8	1100x1350x1900	993



# LANDE IP66 FIELD ENCLOSURE- SECURITY CABINETS

## FLOOR TYPE - POLE TYPE - 14U CABINET GENERAL FEATURES

### LANDE IP66 FIELD ENCLOSURE- SECURITY CABINETS FLOOR TYPE- POLE TYPE- 14U CABINET GENERAL FEATURES

**Security Cabinet:** LANDE Security Cabinets with Pole mount version , enable protecting your valuable and sensitive equipments with its unique design. It is well protected against rain, snow, wind, sun radiation and earthquakes. With its perfect resistance to corrosion , protects your technological investments against environmental effects. There is 30 mm thickness isolation material.

**Isolation of Security Cabinet:** Double skin structure with insulation is an effective solution to minimize environmental and territorial effects. The filtered panels allows ambient cold&fresh air to get in to the cabinet and reduces the internal heat naturally. Circulation fans are used to discharge the hot air from inside and by reducing heat it protects your active components.

**Cabinet Structure:** Cabinets are designed as double skin structure, Material is DX51D+Zn275 gr/m2 zinc plated. According to EN 61587-1 / 6.4 IEC 60529 IP66 Protection class maintained based on Solid body entries and Water ingress. Fan and Filter combinations attached provides IP54 protection class. Fully EPDM gasketed front door is available. WK2 Antivandal lock with handle - 3 point locking helps maintaining the IP66 protection class. Mono-block welded structure, RAL 7035 light grey polyester outdoor painting finish protects the cabinet from corrosion. Un-flammable and fire retardant painting is applied.

### LANDE IP66 FIELD ENCLOSURE- SECURITY CABINETS FLOOR TYPE- POLE TYPE- 14U CABINET DETAILED CONSTRUCTIONAL FEATURES

**Double Skin Structure:** Double Skin and isolation infilled panels protects the equipments inside cabinet from external effets, mechanical impacts, vandalism, harsh environmental conditions. Pole type; outer skin is 1.5mm, inner skin 1.00mm, floor type; outer skin 3.0mm, inner skin 2.0mm. Material is DX51D+Zn275 zinc plated steel . Outer skin is painted with outdoor electrostatic painting- Inner skin is used as zinc plated steel without paint application. Between outer and inner skins there is 30mm isolation material.

**Corner and Top Cover Structure:** 90 degree corner structured. Top cover is Crossfall Canopy.

**Easy Pole Assembly:** Special designed pole assembly brackets allows the cabinet to be hanged over the pole, after internal assembly is finished. The following kits are supplied as an accessory.

Type-1 Heavy Duty Type Pole Assembly Kit

Type-2 Economic Clamp Type Pole Fixing Kit

**Easy Floor Assembly:** H100mm plinth is in standard product configuration. There is louver at back side of plinth for fresh air.

**Camera Assembly:** There are 4 pcs of Camera assembly holes on pole type model cabinet. Camera assembly holes are closed with metal closure. Mostly 1 mobile and 3 fixed cameras used in standard applications. There is no Camera assembly hole on floor type model cabinet since predicted that cameras can be installed on pole.



# LANDE IP66 FIELD ENCLOSURE- SECURITY CABINETS

## FLOOR TYPE - POLE TYPE - 14U CABINET GENERAL FEATURES

### LANDE IP66 FIELD ENCLOSURE- SECURITY CABINETS FLOOR TYPE - POLE TYPE - 14U CABINET DETAILED CONSTRUCTIONAL FEATURES

**19" Mounting Profile:** There is mounting profile 19" 14U usable size 1,5mm thickness 1 set :2 pcs. Installed to upper section. All 19" sized accessories can be used inside cabinet. For suitable 19" accessories, you can check main catalogue.

**Lighting:** By the automatic LED lighting unit that illuminates when door is opened and allows visibility to inside of cabinets during nights or dark environment conditions. Site operations can run continuously. It can be supplied as an accessory.

**Painting:** Outdoor style polyester paint applied to resist environmental corrosive effects . It also resists to sun radiation. Standard applied color is RAL7035 Light Grey.

**Top Cover Canopy Structure:** Stopper mechanism is hidden inside top cover.This feature keeps the top cover open while installation or maintenance is in process on the field.

**Front door and Lock System:** Hidden hinge, closing over flange double-skinned front door structure is available . With the Antivandal WK2 standard 3 Points locking system handle and gasket, the front door provides maximum safety and sealing when the door is closed.

**Door Switch:** To receive a warning when the front door of cabinet opened or to enable or disable other systems, doors switches can be integrated. 1 or 2 switch integrations can be provided as an accessory.

**Cable Management Rings:** By using the self-threaded special screw system , cable management rings -as an accessory - can be placed anywhere in the interior surface of the cabinet in desired quantities to set up cable management infrastructure.

You can see from accessory chart, 1 package is consist of 5 pcs of cable organizer. For LN-IP66-14U6045-LG-D and LN-IP66-14U6045-LG-Z The maximum advised amount of usage is 10 pcs = 2 packages.

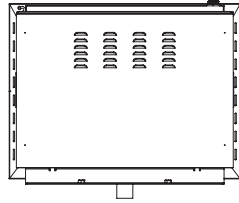
**PDU:** On/off Plastic 6 way PDU or 19" 1U Rack mount with 16A cct breaker PDU can be provided as an accessory. Please refer accessory chart. For different socket type of 19" PDUs please refer to main catalogues.

**Cable Entry:** There are 3 types of cable entry. Socket type , 90 degree protected pipe type and 45 degree protected pipe type . All 3 types have feature that can be used for the same product. 45 degree protected pipe type is used in standard configuration. In case of need for different type cable entry, please choose cable entry model that you need from accessory chart. For Floor Type Model, PG gland cable entry available at bottom and back side of enclosure. 2xPG21, 1xPG48 and 2 Pcs 28mm sized PVC cover available. 70x140mm 2 pcs plastic cover plated cable entry is also available between sections.

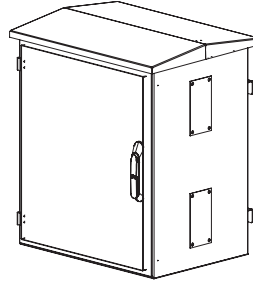
**Mounting Rails:** There are 3 pcs DIN rails in sufficient sizes which are available to place industrial devices and electrical equipments.



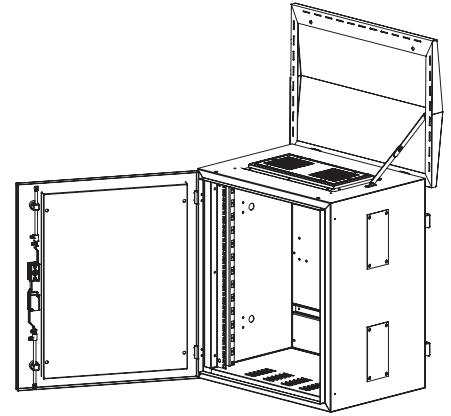
# LANDE IP66 FIELD ENCLOSURE - SECURITY CABINETS POLE TYPE - 14U CABINET DRAWINGS



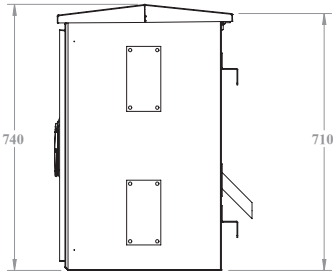
**BOTTOM VIEW**



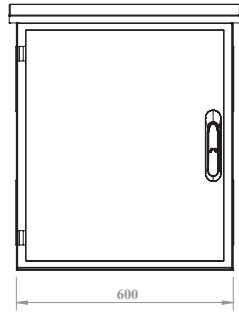
**ISOMETRIC VIEW**



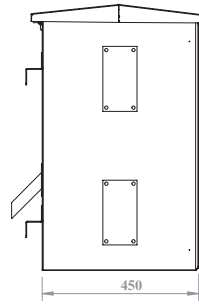
**FRONT DOOR AND  
TOP COVER OPEN  
ISOMETRIC VIEW**



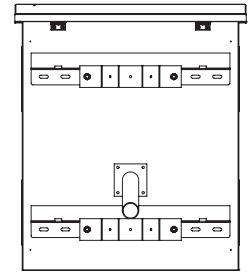
**LEFT SIDE VIEW**



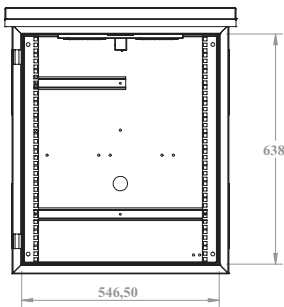
**FRONT VIEW**



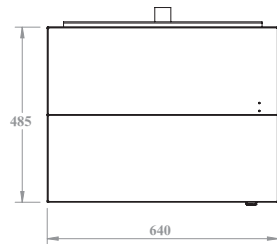
**FRONT VIEW**



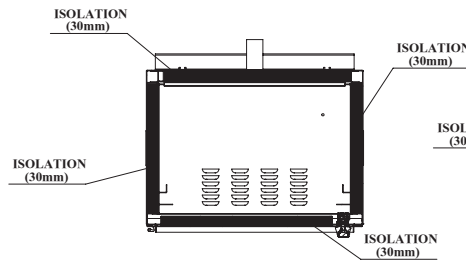
**REAR VIEW**



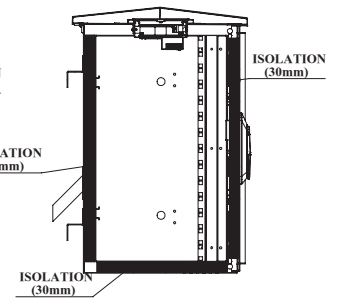
**WITHOUT FRONT  
DOOR VIEW**



**TOP VIEW**



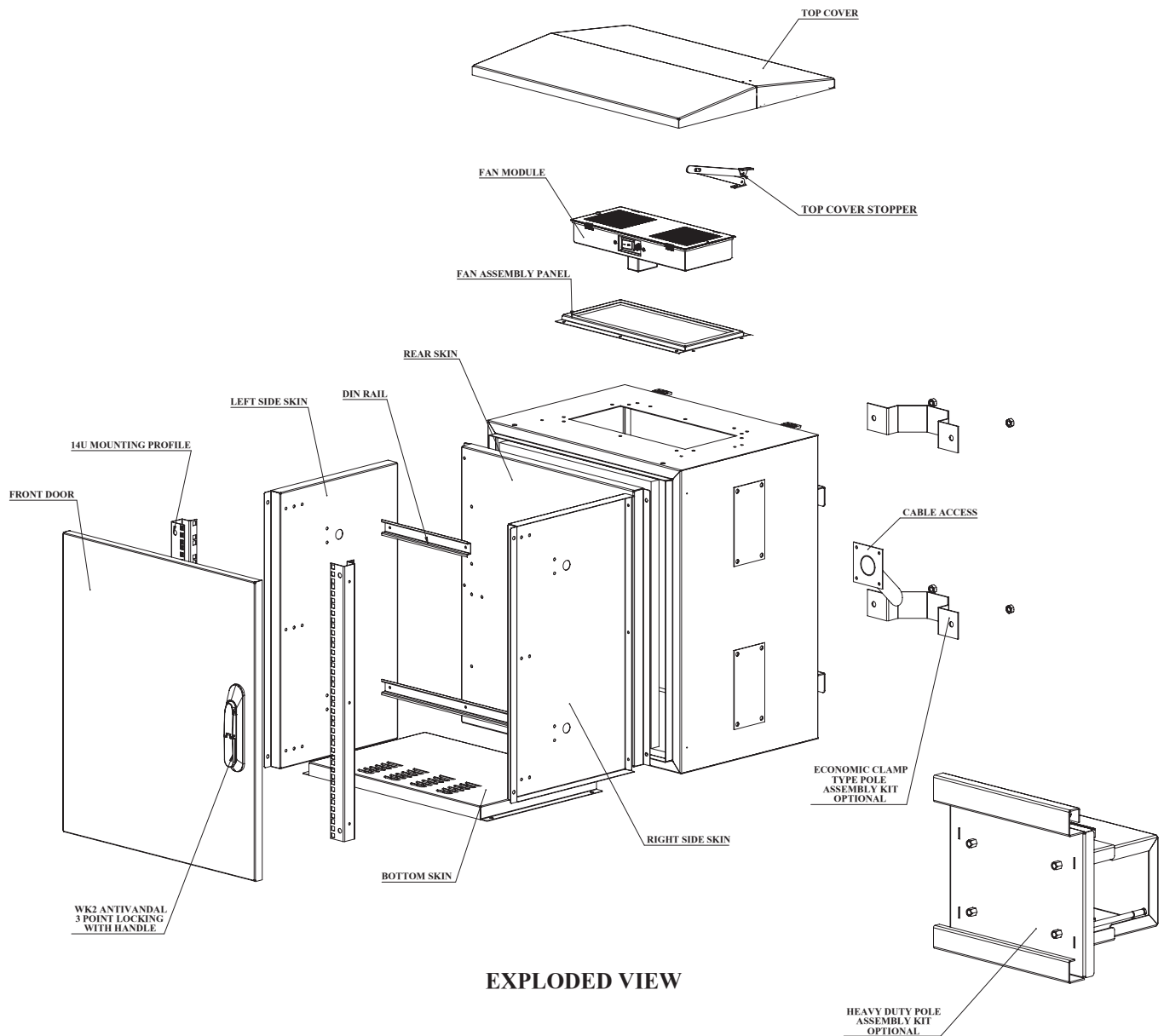
**UPPER VIEW**



**SIDE VIEW**

LANDE IP66 FIELD ENCLOSURE- SECURITY CABINETS POLE TYPE- 14U CABINET								
Part Number	Product Description	Product Dimensions WxDxH (mm)	Packed Sizes (mm)	Product Net Weight (kg)	Product Gross Weight (kg)	QTY' inside Palette (pieces)	Palette Sizes (mm)	Palette Weight (kg)
LN-IP66-14U6045-LG-D	Lande IP66 14U W600mm x D450mm Field Enclosure RAL 7035 L. GREY- (POLE TYPE , Outer skin 1,5mm ,Inner skin 1,0mm)	600x450x740	660x586x760	85	87	10	1350x1300x2250	887

# LANDE IP66 FIELD ENCLOSURE- SECURITY CABINETS POLE TYPE - 14U CABINET DRAWINGS



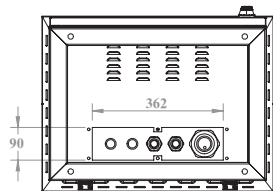
**EXPLODED VIEW**

LANDE IP66 FIELD ENCLOSURE- SECURITY CABINETS POLE TYPE- 14U CABINET								
Part Number	Product Description	Product Dimensions WxDxH (mm)	Packed Sizes (mm)	Product Net Weight (kg)	Product Gross Weight (kg)	QTY inside Palette (pieces)	Palette Sizes (mm)	Palette Weight (kg)
LN-IP66-14U6045-LG-D	Lande IP66 14U W600mm x D450mm Field Enclosure RAL 7035 L. GREY- (POLE TYPE , Outer skin 1,5mm ,Inner skin 1,0mm)	600x450x740	660x586x760	85	87	10	1350x1300x2250	887

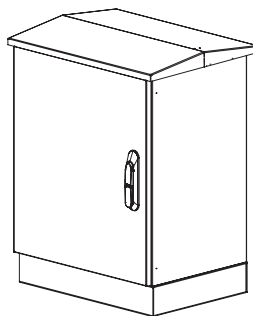
## SHIPPING CONFIGURATION: LANDE IP66 FIELD ENCLOSURE- SECURITY CABINETS POLE TYPE 14U CABINET

14U 19" W600mm x 450mm Field Enclosure. 90 degree Cornered, Flanged system hinged door, double-wall, 30mm insulation material, Outer Wall 1,5mm, Inner Wall 1mm unpainted galvanized steel sheet- Single-Volume, Single cycle 2 fan + thermostat ventilation system, crossfall structure Top Cover Hinged with Stopper. Heavy Duty or Economic Clamp Type Pole Fixing kit is provided as an accessory. 1pcs of 45 degree pipe protected type cable entry is provided. 14U 19" mounting rail 1set-2pcs, Camera Assembly Place 4 pcs, Camera Assembly Place Cover Plate 4 pcs, WK2 Antivandal lock with handle - 3 point locking, Cable Management Rings are provided as accessories. 3pcs of DIN Rail with an appropriate size, Lighting Module is provided as an accessory. UPS shelf is not available, A dedicated shelf for the extra device / modem / switch is added as accessory. Door switches / switches are added as accessories. No power socket module is added but if requested. Choice of plastic or aluminium socket modules are supplied as an accessory. The fresh air inlet removable cleanable filter from inside is available. RAL 7035 is Light Grey Color.

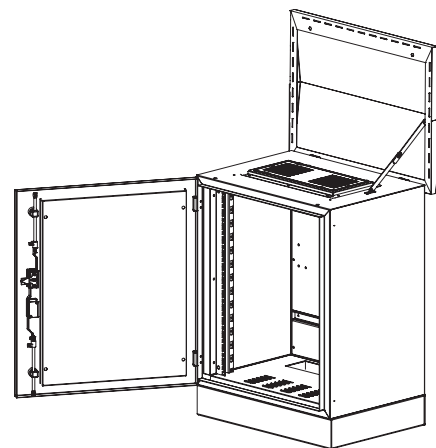
# LANDE IP66 FIELD ENCLOSURE- SECURITY CABINETS FLOOR TYPE 14U CABINET DRAWINGS



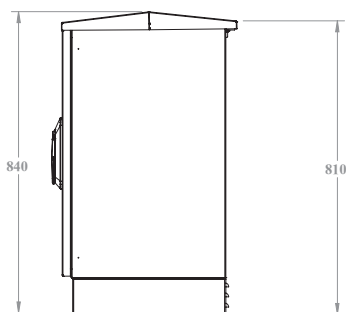
**BOTTOM VIEW**



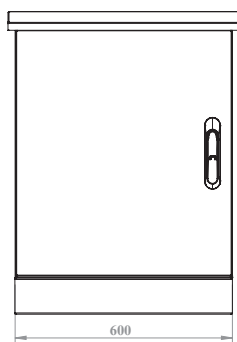
**ISOMETRIC VIEW**




**FRONT DOOR AND  
TOP COVER OPEN  
ISOMETRIC VIEW**




**LEFT SIDE VIEW**



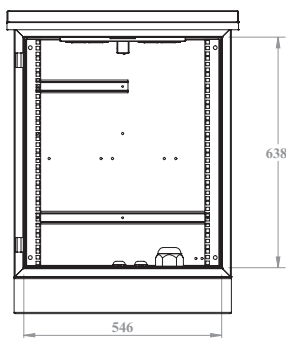
**FRONT VIEW**



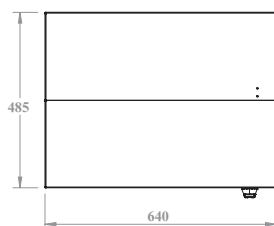
**RIGHT SIDE VIEW**



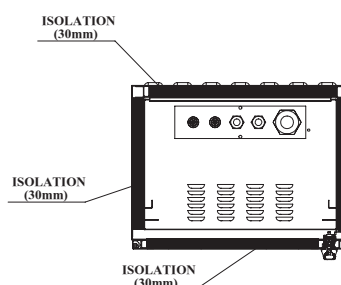
**REAR VIEW**



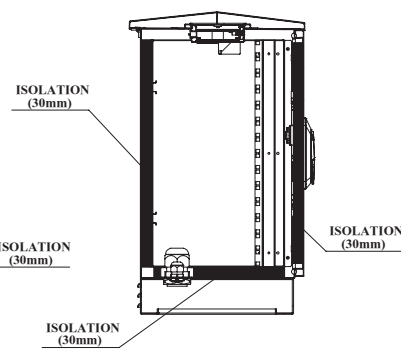
**WITHOUT FRONT  
DOOR VIEW**



**TOP VIEW**



**UPPER VIEW**

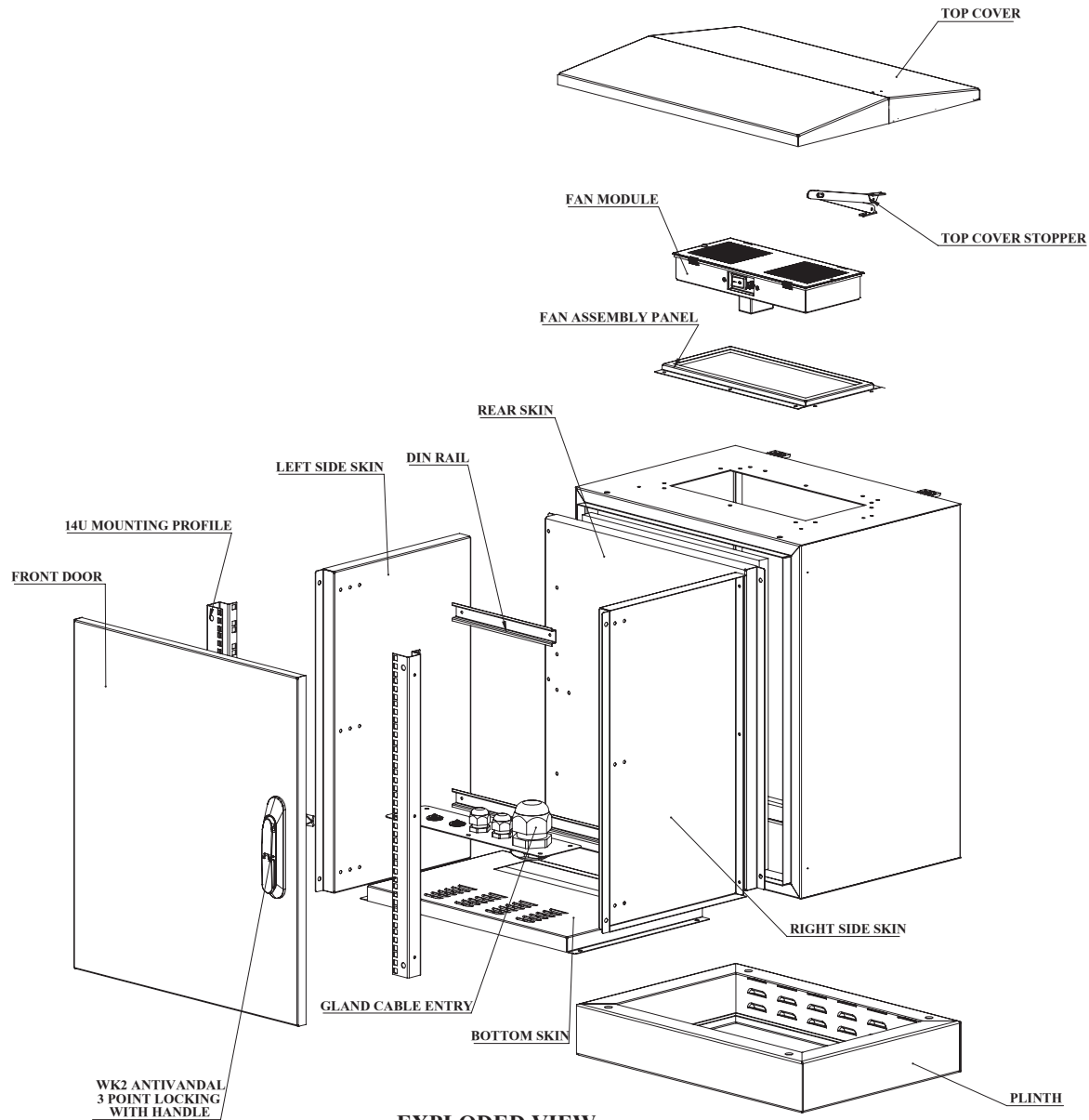


**SIDE VIEW**

LANDE IP66 FIELD ENCLOSURE- SECURITY CABINETS - FLOOR TYPE 14U CABINET								
Part Number	Product Description	Product Dimensions WxDxH (mm)	Packed Sizes (mm)	Product Net Weight (kg)	Product Gross Weight (kg)	QTY inside Palette (pieces)	Palette Sizes (mm)	Palette Weight (kg)
LN-IP66-14U6045-LG-Z	LANDE IP66 FIELD ENCLOSURE- SECURITY CABINETS 14U CABINET (Floor type, outer skin 3.0mm, inner skin 2.0mm) RAL 7035	600x450x840	660x535x860	120	122	8	1100x1350x1900	993



# LANDE IP66 FIELD ENCLOSURE- SECURITY CABINETS FLOOR TYPE - 14U CABINET DRAWINGS



**EXPLODED VIEW**

## LANDE IP66 FIELD ENCLOSURE- SECURITY CABINETS FLOOR TYPE- 14U CABINET

Part Number	Product Description	Product Dimensions WxDxH (mm)	Packed Sizes (mm)	Product Net Weight (kg)	Product Gross Weight (kg)	QTY inside Palette (pieces)	Palette Sizes (mm)	Palette Weight (kg)
LN-IP66-14U6045-LG-Z	Lande IP66 14U W600mm x D450mm Field Enclosure RAL 7035 L. Grey- (FLOOR TYPE, Outer skin 3,0mm, Inner skin 2,0mm)	600x450x840	660x535x860	120	122	8	1100x1350x1900	993

## SHIPPING CONFIGURATION: LANDE IP66 FIELD ENCLOSURE- SECURITY CABINETS FLOOR TYPE- 14U CABINET

14U 19" W600mm x 450mm Field Enclosure. 90 degree Cornered, Flanged system hinged door, double-wall, 30mm insulation material, Outer Wall 3mm, Inner Wall 2mm unpainted galvanized steel sheet- Single-Volume, Single cycle 2 fan + thermostat ventilation system, crossfall structure Top Cover Hinged with Stopper. H:100mm Plinth with Louver. There is protected gland cable entry at bottom. 14U 19" mounting rail 1set-2pcs, No camera mounting hole, External camera mounting is highly recommended. No camera mounting hole is made upon demand (Floor Standing). WK2 Antivandal lock with handle - 3 point locking, Cable Management Rings are provided as accessories. 3pcs of DIN Rail with an appropriate size, Lighting Module is provided as an accessory. UPS shelf is not available, A dedicated shelf for the extra device / modem / switch is added as accessory. Door switches / switches are added as accessories. No power socket module is added but if requested. Choice of plastic or aluminium socket modules are supplied as an accessory. The fresh air inlet removable cleanable filter from inside is available. RAL 7035 is Light Grey Color.

# LANDE IP66 FIELD ENCLOSURE- SECURITY CABINETS

## FLOOR TYPE - 14U CABINET ACCESSORY SELECTION CHART

ACCESSORY SELECTION and COMPATIBILITY CHART				
Part Nr.	Product Definition	Picture	POLE TYPE LN-IP66-14U6045-LG-D	FLOOR TYPE LN-IP66-14U6045-LG-Z
LN-PRZ-ONF-XU6P-PLS	6 way ON/OFF Switched Plastic Pdu With 2 Meter Cable, Schuko Type DIN49441 Plug, 220-250VAC		☺	☺
LN-PRZ-SGT-1U6P-SC	6xDIN49440 Socket Schuko Power Stripe, 19" 1U, aluminium housing, 1x16A cct breaker, 4000 Watt, 250V AC, 3x1.5mm2, 2,5m cable, DIN 49441 plug, CE approval		☺	☺
LN-KDG-KKM-4430-LG	Cable Rings 44x30mm (1 set : 5 pcs)		☺	☺
LN-KGM-SKT-01	Socket Type Protection Cable Entry Unit		☺	-
LN-KGM-BRT-01	90° Protection Pole Type Cable Entry Unit		☺	-
LN-KGM-BRT-02	45° Protection Pole Type Cable Entry Unit		✓	-
LN-DGR-AYD-1UOT-XX	Lighting Module with Sensor, Automatically Led Lighting On while Magnetted Doors Are Open.		☺	☺
LN-RAF-RMO-1U20-LG	1U D=200mm 19" Rack Mount Shelf, 2 point fixing, for all cabinets at 19" provision, Load Capacity 30 kg		☺	☺
LN-SBO-PL-KIT-LG-HD	Heavy Duty Type Pole Assembly Kit		☺	-
LN-SBO-PL-KIT-GL-EC	Economic Clamp Type Pole Assembly Kit		☺	-
LN-KLT-3P-WK2	3 point locking WK2- against vandalism		✓	✓
LN-KLT-3P-ZMC	3 point locking with handle- Zamac		☺	☺
LN-SWT-1L	Door Stopper, Metal Mounting Bracket and Screw Set Included - 1 pcs Switch Included		☺	☺
LN-WOT-DIN	W automat DIN RAIL with 50cm height Galvanised, including screw set		☺	☺
LN-KGU-RKR	Cable entry with gland, 2xPG21, 1xPG48 and 2 pcs 28mm sized PVC cover		-	✓
LN-KGU-KLK	Cable entry with brush		-	☺
✓	Available on shipment configuration			
☺	Can be ordered as accessory and compatable.			
-	No usage			

## LANDE MINI TYPE COMPACT SECURITY CABINET-FIELD ENCLOSURE AIR CONDITIONER LND-500



LANDE MINI TYPE COMPACT SECURITY CABINET-FIELD ENCLOSURE AIR CONDITIONER LND-500		
Part Nr.	Product Definition	Product SizesWxDxH (mm)
LND-500	LANDE MINI TYPE COMPACT SECURITY CABINET-FIELD ENCLOSURE AIR CONDITIONER LND-500 L35L35 450W, L35L50 380W, 50/60Hz, 198-252V, IP65 system RAL 7035	335x265x400

# LANDE MINI TYPE COMPACT SECURITY CABINET-FIELD ENCLOSURE AIR CONDITIONER LND-500 GENERAL FEATURES

LANDE MINI TYPE COMPACT SECURITY CABINET-FIELD ENCLOSURE AIR CONDITIONER LND-500	
Technical Informations	LND-500
Cooling Capacity L35 L35	450W
Cooling Capacity L35 L50	380W
Type of Refrigerator	R 134a
Amount of Refrigerator	290 gr
Thermostat Factory Settings	34°C
Hysteresis	4 K
External Fan Blow	540 m³/h
Internal Fan Blow	290 m³/h
Rated Frequency	50/60 Hz
Standard Power Supply	198 V...252 V
Power absorted	312 W
Running Current	1.6 A
Starting Current	5.2 A
Weight (kg)	19 kg
Width x Depth x Height (WDXH mm)	400*335*265 (mm)
Housing Material	Stainless Steel
Paint	RAL 7035 Polyester Outdoor Type
Mounting Type	Panel Type Assembly
Protection Class	IP 65
Nominal Working Temperature	( + )15°C / ( + ) 55°C
Compressor	Danfoss
Fans	Ebm Papst
Control / Monitoring	Digital Control Screen



# LANDE MINI TYPE COMPACT SECURITY CABINET-FIELD ENCLOSURE AIR CONDITIONER LND-500 COMPATIBLTY AND DETAILED FEATURES

LANDE MINI TYPE COMPACT SECURITY CABINET-FIELD ENCLOSURE AIR CONDITIONER LND-500 COMPATIBLTY CHART

Part Nr.	Comptability
LN-MOB01-ZRH-LG	-
LN-MOB02-LG	☺
LN-MOB03-LG	☺
LN-MOB04-LG	☺
LN-MOB06-LG	-
LN-MOB08-LG	-
LN-MOB09-ZRH-LG	-
LN-IP66-12U6540-LG-D	☺
LN-IP66-12U6540-LG-Z	☺
LN-IP66-12U6545-LG-D	☺
LN-IP66-12U6545-LG-Z	☺
LN-IP66-12U6560-LG-D	☺
LN-IP66-12U6560-LG-Z	☺
LN-IP66-14U6045-LG-D	☺
LN-IP66-14U6045-LG-Z	☺

☺	Supplied as accessories, compatible, can be ordered.
-	No Usage.



\*\*\*Air Conditioner assembly is avoiding 1 or 2 pcs camera assembly for Security cabinets with camera. This situation can change according to used camera type, model, location of camera assembly.

\*\*\*While adding air conditioner to model LN-IP66-12U6040-45-60 / Z and D, Separation shelf and inside doors are canceled.

\*\*\*If there is air conditioner assembly, fan system and air access panels are canceled.

## LANDE COMPACT MINI AIR CONDITIONER LND-500 - DETAILED FEATURES

Specially designed Mini Compact Security Cabinet –Field Enclosure Air Conditioner, 220V and applicable for both floor type and pole type Security Cabinets and Field Enclosures. 19kgs weight. Stainless steel and externally painted with RAL 7035 Polyester Outdoor Type, high corrosion resistance. 50/60Hz working frequency is available, For L35L35, in case interior environment temperature 35°C, outside environment temperature 35°C, provides 450W cooling power. For L35L50, in case interior environment temperature 35°C, outside environment temperature 50°C, provides 380W cooling power. Industrial air conditioner has a logic of press button / run. There is no need of maintenance for field applications. An air conditioner that has 190m3/h interior environment air cycle, provides averagely 3000-3600 times air cycle in a hour. ( averagely calculated information according to cabinet / enclosure sizes ) This kind of high air cycle capacity provides long life to devices in Security Cabinet or Field Enclosure. A class components are available in AC and it is long life, like Danfoss branded compressor and has EBM Papst branded fan system.






# COMPLEMENTARY ACCESSORIES FOR SECURITY CABINETS - FIELD ENCLOSURES

## COMPLEMENTARY ACCESSORIES FOR SECURITY CABINETS - FIELD ENCLOSURES

LANDE FIELD ENCLOSURE - SECURITY HEATERS	
Part Number	Product Description
LN-30W	50/60 Hz , 220V, 35mm DIN Rail Type Heater, 30W Heating Capacity, Aluminum Heater Body, Winter Thermostat Entegrated, PowerCable, 1,5-2,5mm <sup>2</sup> Connection Terminal Entry 85° C Body Heat, H75mm
LN-50W	50/60 Hz , 220V, 35mm DIN Rail Type Heater, 50W Heating Capacity, Aluminum Heater Body, Winter Thermostat Entegrated, PowerCable, 1,5-2,5mm <sup>2</sup> Connection Terminal Entry 85° C Body Heat, H85mm
LN-75W	50/60 Hz , 220V, 35mm DIN Rail Type Heater, 75W Heating Capacity, Aluminum Heater Body, Winter Thermostat Entegrated, PowerCable, 1,5-2,5mm <sup>2</sup> Connection Terminal Entry 125° C Body Heat, H105mm
LN-100W	50/60 Hz , 220V, 35mm DIN Rail Type Heater, 100W Heating Capacity, Aluminum Heater Body, Winter Thermostat Entegrated, PowerCable, 1,5-2,5mm <sup>2</sup> Connection Terminal Entry 125° C Body Heat, H120mm
LN-125W	50/60 Hz , 220V, 35mm DIN Rail Type Heater, 125W Heating Capacity, Aluminum Heater Body, Winter Thermostat Entegrated, PowerCable, 1,5-2,5mm <sup>2</sup> Connection Terminal Entry 125° C Body Heat, H150mm
LN-150W	50/60 Hz , 220V, 35mm DIN Rail Type Heater, 150W Heating Capacity, Aluminum Heater Body, Winter Thermostat Entegrated, PowerCable, 1,5-2,5mm <sup>2</sup> Connection Terminal Entry 125° C Body Heat, H190mm



## SECURITY - FIELD ENCLOSURE HIGROSTAT and THERMOSTAT UNITS


Heater units are delivered Winter Thermostat Integrated in standard. But, Histrostat is also advised for Security- Field Enclosure application that has condensation risk. You can select Histrostat + thermostat in order to control / minimize condensation risk and control heating, at the same time activate fan system.

LANDE FIELD ENCLOSURE - SECURITY HEATING	
Part Number	Product Description
LN-HGT	Lande Mechanic Analog Histrostat- 4% RH (± 3% tolerance) %40-90 Rh, 2,5mm <sup>2</sup> clemence terminal, 35mm DIN rail Type
LN-HGT-THM	Lande Mechanic Analog Histrostat 4% RH (± 3% tolerance) %40-90 Rh + Thermostat 0-60°C, 2,5mm <sup>2</sup> clemence terminal, 35mm DIN Rail Type



## SECURITY- FIELD ENCLOSURE DOOR SWITCHES

Various door switches are available for meeting your function requirements based on usage purposes. Please specify the switch type and quantity with your sales representative.





#### HEAD OFFICE

Safa Mah. Ataturk Cad. Yagiz Sk.  
No: 4 Yenidogan - Sancaktepe  
Istanbul / TURKEY  
Phone: +90 216 312 26 53 pbx  
Fax : +90 216 312 09 09

#### FACTORY

20. Cadde No:14 Eskisehir  
Organize San. Bolg. 26110  
Eskisehir / TURKEY  
Phone: +90 222 236 24 66 pbx  
Fax : +90 222 236 13 53

